

A meeting of the City of Evansville Public Safety will be held on the date and time stated below. Requests for persons with disabilities who need assistance to participate in this meeting should be made by calling City Hall at (608) 882-2266 with as much notice as possible.

**Copies of the packet and agenda are available at:**  
[www.ci.evansville.wi.gov/city\\_government/public\\_agendas\\_minutes/public\\_safety.php](http://www.ci.evansville.wi.gov/city_government/public_agendas_minutes/public_safety.php)

**Public Safety Committee**  
Regular Meeting  
Wednesday, June 1, 2022 6:00 p.m.  
City Hall, 31 S. Madison Street, Evansville, WI

### **AGENDA**

- 1. Call to Order.**
  - 2. Roll Call.**
  - 3. Motion to approve the Agenda.**
  - 4. Motion to approve the May 6, 2022 Public Safety regular meeting minutes.**
  - 5. Citizen appearances other than agenda items listed.**
  - 6. Old Business.**
  - 7. New Business.**
- A. Motion to approve the Operator's License application(s) for:** (approved by Police Lieutenant Chris Jones unless otherwise noted).

- (1) Debbie Lynn Johnson
- (2) Mark H. Schnepfer
- (3) John Thomas Kopecky
- (4) Dorothy Jean Patterson
- (5) Vanessa Marie Slye
- (6) Debra Mae Twyford
- (7) Jeffrey L Rosa
- (8) Amy B. Edquist
- (9) Adam Edward Crook
- (10) Tina M. Ace
- (11) Kari Ann Fehrenbacher
- (12) Owen F. Wagner
- (13) Kimberly Ann Muench
- (14) Nicholle Lynn Wagner
- (15) Brenda L Stevens
- (16) Donna K. Nipple
- (17) Christina Kaylee Judd
- (18) Sheri Lynn Biddick
- (19) Michelle Veronica Garcia
- (20) Sue E. Katzenmeyer
- (21) Bettina Sue Van De Mark
- (22) Stacey Lynn Hillary-Nelson
- (23) Angela J. Wiemiller
- (24) Michael Patrick Thym
- (25) Caroline Louise Gunn
- (26) Abner Reyes

- B. Discussion on Evansville 4<sup>th</sup> of July Run.**

- 8. Evansville Police Department Report.**
- 9. Evansville Emergency Medical Services Report.**
- 10. Meeting Reminder:** Next regular meeting scheduled for Wednesday, July 6, 2022 6:00 p.m.
- 11. Motion to adjourn.**

*Erika Stuart, Chairperson*

*Please turn off all cell phones while the meeting is in session. Thank you.*

**Public Safety Committee**  
Regular Meeting  
Wednesday, May 4, 2022 6:00 p.m.  
City Hall, 31 S. Madison Street, Evansville, WI

**MINUTES**

1. **Call to Order**– The meeting was called to order by Public Safety Chair, Erika Stuart at 6:02 pm.
2. Roll Call:

<b>Members</b>	<b>Present/Absent</b>	<b>Others Present</b>
<b>Aldersperson Erika Stuart , Chair</b>	P	Patrick Reese, Police Chief
<b>Aldersperson Gene Lewis</b>	P	Chris Jones, Police Lieutenant
<b>Aldersperson Susan Becker</b>	P	Jamie Kessenich, EMS Chief Leah Hurtley, Deputy Clerk Carolyn Kleisch, EMS Karla Gay, EMS Morgan Katsenmeyer, EMS William Castonguay, EMS Bill Lathrop, Evansville Today Mark Schnepfer, EUM

3. **Motion to Approve the Agenda was made by Stuart, seconded by Becker. *Approved Unanimously.***
4. **A motion to approve the April 6, 2022 Public Safety regular meeting minutes and approve as presented, by Stuart, seconded by Becker. *Approved unanimously.***
5. **Citizen appearances other than agenda items listed.** None
6. **Old Business.** None
7. **New Business.**
  - A. **A motion was made by Stuart, seconded by Becker, approved unanimously, to approve the Long Term Street Closure License Application for Evansville Underground Music (EUM) at 23 N. First St, Evansville, WI 53536 from 3:30-9:30 p.m. for the following dates in 2022:**
    - Friday, May 6<sup>th</sup> 2022
    - Friday, May 27<sup>th</sup> 2022
    - Friday, June 24<sup>th</sup> 2022
    - Friday, July 15<sup>th</sup> 2022
    - Friday, August 5<sup>th</sup> 2022
    - Saturday, September 17<sup>th</sup> 2022
    - Saturday, October 8<sup>th</sup> 2022
  - B. **A motion was made by Stuart, seconded by Becker, approved unanimously, to approve the Temporary Class “B” Retailer’s License Application for Evansville Underground Music (EUM) at 23 N. First St, Evansville, WI 53536 from 3:30-9:30 p.m for the following dates in 2022:**

- Friday, May 6<sup>th</sup> 2022
- Friday, May 27<sup>th</sup> 2022
- Friday, June 24<sup>th</sup> 2022
- Friday, July 15<sup>th</sup> 2022
- Friday, August 5<sup>th</sup> 2022
- Saturday, September 17<sup>th</sup> 2022
- Saturday, October 8<sup>th</sup> 2022

**C. A motion was made by Lewis, seconded by Becker to approve the Original Operators License application(s) for:**

- (1) Jeremie Edward Cribben
- (2) Morgan Elizabeth Runaas
- (3) Taylor Scott Smith.

**Approved unanimously.**

**D. A motion was made by Stuart, seconded by Becker to recommend to the Common Council approval of the Renewal Alcohol Beverage License Applications for a Class A Beer/Class A Liquor License for:**

(background check recommendations provided by Police Lieutenant Chris Jones, unless otherwise noted)

- (1) **Casey's Marketing Company, Anthony W. Hawks, Agent**, 538 Biese Street, Combined Locks, WI 54113, d/b/a Casey's General Store # 3583, 230 E. Main Street, Evansville, WI 53536.
- (2) **Kopecky's Worldwide Foods, Inc., James Dean Kopecky, Agent**, 8017 N. Ridge Court, Evansville, WI, 53536, d/b/a Kopecky's Piggly Wiggly, 8 N. County Road M, Evansville, WI 53536.
- (3) **Madison Street Express, Inc., Parminder K. Sekhon, Agent**, 2644 Granite Road, Fitchburg, WI 53711, d/b/a All-N-One, 104 S. Madison Street, Evansville, WI 53536.
- (4) **Olin Oil Co. Inc., Kristin Olin Olmedo, Agent**, 603 E 2<sup>nd</sup> Avenue, Brodhead, WI 53520, d/b/a Evansville Gas N Go, 350 Union Street, Evansville, WI 53536.

**Approved Unanimously.**

**E. A motion was made by Stuart, seconded by Lewis to recommend to the Common Council approval of the Renewal Alcohol Beverage License Application for a Class A Beer License for:**

(background check recommendations provided by Police Lieutenant Chris Jones, unless otherwise noted)

- (1) **Landmark Services Cooperative, Jessica Golz, Agent**, 6909 N Cty Rd M #65, Evansville, WI 53536, d/b/a Cenex Convenience Store of Evansville, 9 John Lindemann Drive, Evansville, WI 53536.

**Approved unanimously.**

**F. A motion was made by Becker, seconded by Lewis to recommend to the Common Council approval of the Renewal Alcohol Beverage License applications for a Class B Beer/Class B Liquor License for:** (background check recommendations provided by Police Lieutenant Chris Jones, unless otherwise noted)

- (1) **Bessire Bowl, LLC, Tiffany Bessire, Agent**, 221 Noah's Arc Ct, Evansville, WI 53536, d/b/a Blue Devil Bowl, 108 E. Main Street, Evansville, WI 53536.
- (2) **Creekside Place Inc., Nicholle L Wagner, Agent**, 14246 W Golf Air Drive, Evansville, WI 53536, d/b/a Creekside Place Inc., 102 Maple Street, Evansville, WI 53536.
- (3) **The Night Owl Food & Spirits Inc., Gregory P Ardisson, Agent**, 217 N. Sixth Street, Evansville, WI 53536, d/b/a The Night Owl Sports Pub & Eatery, 189 E. Main Street, Evansville, WI 53536.
- (4) **Pete's Inn Inc., Linda A Church, Agent**, 555 S. Fifth Street, Evansville, WI 53536, d/b/a Pete's Inn Inc., 14 N. Madison Street, Evansville, WI 53536.

(5) **Whiskey Throttle Bar, Grill & Pizzeria Inc, DeeAnna K Straub, Agent**, 1002 1<sup>st</sup> Center Ave, Brodhead, WI 53520, d/b/a Whiskey Throttle Bar, Grill & Pizzeria, 50 Union Street, Evansville WI 53536.

(6) **El Vallarta De Evansville, Marco Antonio Lugo Valencia, Agent**, 438 Almeron St, WI 53536, d/b/a El Vallarta, 609 E Main Street, Evansville WI 53536.

(7) **Evansville Memorial Post 6905 VFW, John L Schneider, Agent**, 15542 W. Francis Road, Evansville, WI 53536, d/b/a VFW Memorial Post, 179 E. Main Street, Evansville, WI 53536.

**Approved unanimously.**

**G. A motion was made by Stuart, seconded by Becker to recommend to the Common Council approval of the Renewal Alcohol Beverage License Application for a Class B Beer and Class C Wine License for:**  
(background check recommendations provided by Police Lieutenant Chris Jones, unless otherwise noted)

(1) **Angel's Pizza, LLC, Michael Barcena Agent**, 204 CTH D, Belleville, WI 53508, d/b/a Marsala's Pizzeria, 18 E. Main Street, Evansville, WI 53536.

(2) **The Grove Market, LLC, Jennifer D. Wiedel, Agent**, 112 W. Liberty Street, Evansville, WI 53536, d/b/a The Grove Market, 24 E. Main Street, Evansville, WI 53536.

(3) **Ceili, LLC, Shannon R. Arndt, Agent**, 414 Meadow Lane, Evansville, WI 53536, d/b/a Ceili Coffee and Wine, 16 W. Main Street, Evansville, WI 53536.

**Approved unanimously.**

**8. Evansville Police Department Report.** Chief Reese read his submitted monthly report.

**9. Evansville Emergency Medical Services Report.** Chief Kessnich read her submitted monthly report and shared that this will be her last meeting and her visions for the department going forward.

**10. Meeting Reminder:** Next regular meeting scheduled for Wednesday, June 1, 2022 6:00 p.m.

**11. Motion to adjourn,** by Stuart, seconded by Becker at 6:46pm. *Approved unanimously.*

*Leah Hurtley, Deputy Clerk*

*The minutes are not official until approved by the Public Safety Committee at the next regular meeting.*





\*Mail to the Pis

# APPLICATION FOR OPERATOR'S LICENSE

CITY OF EVANSVILLE CITY CLERK'S OFFICE

31 S. Madison St, PO Box 529, Evansville, WI 53536

New/Renewal Operator's License: \$35.00

Provisional Fee: \$15.00

**NOTE: APPLICATION FEE WILL NOT BE REFUNDED IF DENIED OR WITHDRAWN.**

A Police check will be completed. Please read carefully and answer honestly. Falsification and/or misrepresentation may be grounds for denial of license/permit. Applicant cannot reapply for a 6 month period from date of denial. If you have any doubt as to whether to include the facts of a specific incident it is recommended that you disclose the information. If you are unsure about how to respond to any questions on this form, check with the City Clerk for clarification. You can obtain information regarding your arrest and conviction record from the police department and/or the court with which you interacted, or the Wisconsin Circuit Court Access website at: <https://www.wicourts.gov/casesearch.htm> (CCAP may not provide comprehensive list of all arrests/convictions).

1. LEGAL NAME: Debbie Lynn Johnson DATE OF BIRTH: 08/04/1979

First Middle Last

ADDRESS: XXXXXXXXXXXXXXXXXXXX PHONE: (XXXXXXXXXXXX)

CITY: Albany STATE: WI ZIP: 53502 Gender: Male  Female

HOW LONG HAVE YOU LIVED AT ABOVE ADDRESS? 8 yrs Former Name(s):

Prior Street Address if Above Address is Less Than 5 Years State Zip From To	City	State	Zip	From	To

Driver's License No.: XXXXXXXXXXXXXXXXXXXX Issuing State: WI

### ARREST AND CONVICTION RECORD

2. Have you ever been convicted of a felony? Yes  No

3. Within the past ten (10) years, have you been arrested for, received a summons to appear in court for, or forfeited a bond for any of the following in the City of Evansville or the State of Wisconsin?

a) Any underage alcohol violation?	Yes	No <input checked="" type="radio"/>
b) Operating a motor vehicle while intoxicated?	Yes	No <input checked="" type="radio"/>
c) Selling or furnishing alcoholic beverages to underage person?	Yes	No <input checked="" type="radio"/>
d) Permitting underage person on licensed premises?	Yes	No <input checked="" type="radio"/>
e) Allowing persons on licensed premises after closing?	Yes	No <input checked="" type="radio"/>
f) Any alcohol related violation other than a, b, c, d, and e?	Yes	No <input checked="" type="radio"/>
g) Sale of legal or illegal drugs to include prescription medications or possession of any illegal drugs to include prescription medications not prescribed to you?	Yes	No <input checked="" type="radio"/>
h) Fighting, disorderly conduct, assault, or battery?	Yes	No <input checked="" type="radio"/>
i) Resisting arrest, interfering with a police officer or obstructing an officer?	Yes	No <input checked="" type="radio"/>
j) Any crime or ordinance violation not listed above other than traffic or parking tickets?	Yes	No <input checked="" type="radio"/>

5. For each YES response in #3, you must identify all violations below. Attach additional sheets if necessary or continue on the back of this application.

TYPE OF ARREST, SUMMONS, VIOLATION OR CHARGE	MONTH/YEAR	CITY	STATE

Within the last two (2) years, did you have and/or complete one of the following:

<input type="checkbox"/> Successfully completed a Responsible Alcohol Servers Course	<input checked="" type="checkbox"/> Attach certificate of completion for Responsible Alcohol Servers Course
<input type="checkbox"/> Held an Operator's License issued in Wisconsin	<input type="checkbox"/> An alcohol agent for a retail alcohol license
	<input type="checkbox"/> The sole proprietor of retail alcohol license

6. CERTIFICATION: I do hereby swear, under penalty of perjury, that I am the person who made and signed the foregoing application for an operator's license, and that all statements herein are complete, true and correct. I further understand a full background investigation may be conducted by the Evansville Police Department prior to consideration of this application. Additionally, I understand that this application may be denied if it contains any falsification and that I will not be able to reapply for a 6 month period. I do further agree to comply with all laws, resolutions, ordinances, and regulations, federal, state or local affecting the sale of fermented malt beverages and intoxicating liquors.

Signature: Debbie Lynn Johnson Email: debbie.johnson79@hotmail.com

Printed Name: Debbie Lynn Johnson Date: 05/02/2022

### FOR MUNICIPALITY USE ONLY BELOW THIS LINE

Police Department Recommendation and Comments:

	City Clerk's Signature	Date

Approved: [Signature] Denied: 5/13/22

Police Chief's Signature Date

Receipt # Rec # 1.148281 \$35.00 5/10/22







# APPLICATION FOR OPERATOR'S LICENSE

CITY OF EVANSVILLE CITY CLERK'S OFFICE

31 S. Madison St, PO Box 529, Evansville, WI 53536

**New Operator's License: \$35.00**     **Renewal Operator's License: \$35.00**     **Provisional License: \$15.00**

**NOTE: APPLICATION FEE WILL NOT BE REFUNDED IF DENIED OR WITHDRAWN.**

A Police check will be completed. Please read carefully and answer honestly. Falsification and/or misrepresentation may be grounds for denial of license/permit. Applicant cannot reapply for a 6 month period from date of denial. If you have any doubt as to whether to include the facts of a specific incident it is recommended that you disclose the information. If you are unsure about how to respond to any questions on this form, check with the City Clerk for clarification. You can obtain information regarding your arrest and conviction record from the police department and/or the court with which you interacted, or the Wisconsin Circuit Court Access website at: <https://www.wicourts.gov/caserecord.htm> (CCAP may not provide comprehensive list of all arrests/convictions).

1. LEGAL NAME: <u>477 W Main St</u>			DATE OF BIRTH: <u>5/30/1969</u>		
ADDRESS: <u>MARK</u> <sup>First</sup>		<u>H.</u> <sup>Middle</sup>		<u>SCHNEPPER</u> <sup>Last</sup>	
CITY: <u>Evansville</u>		STATE: <u>WI</u>		ZIP: <u>53533</u>	
Driver's License No.: <del>XXXXXXXXXXXX</del>			Issuing State: <u>WI</u>		
HOW LONG HAVE YOU LIVED AT ABOVE ADDRESS? <u>9 YRS</u>			Former Name(s): <u>NA</u>		
Prior Street Address if Above Address is Less Than 5 Years State Zip From To					
<u>NA</u>					

### ARREST AND CONVICTION RECORD (Anywhere within the United States of America).

2. Have you ever been cited and/or convicted of a felony?	Yes	<input type="radio"/> No
3. Have you ever been cited and/or convicted of a misdemeanor?	Yes	<input type="radio"/> No
4. Within the past ten (10) years, have you been arrested for, received a summons to appear in court for, or forfeited a bond for any of the following:		
a) Any underage alcohol violation? <u>Illegal Possession 1987</u>	<input checked="" type="radio"/> Yes	<input type="radio"/> No
b) Operating a motor vehicle while intoxicated?	<input checked="" type="radio"/> Yes	<input type="radio"/> No
c) Selling or furnishing alcoholic beverages to underage person?	<input checked="" type="radio"/> Yes	<input type="radio"/> No
d) Permitting underage person on licensed premises?	<input checked="" type="radio"/> Yes	<input type="radio"/> No
e) Allowing persons on licensed premises after closing?	<input checked="" type="radio"/> Yes	<input type="radio"/> No
f) Any alcohol related violation other than a, b, c, d, and e?	<input checked="" type="radio"/> Yes	<input type="radio"/> No
g) Sale of legal or illegal drugs to include prescription medications or possession of any illegal drugs to include prescription medications not prescribed to you?	<input type="radio"/> Yes	<input checked="" type="radio"/> No
h) Fighting, disorderly conduct, assault, or battery?	<input checked="" type="radio"/> Yes	<input type="radio"/> No
i) Resisting arrest, interfering with a police officer or obstructing an officer?	<input checked="" type="radio"/> Yes	<input type="radio"/> No
j) Any crime or ordinance violation not listed above other than traffic or parking tickets?	<input checked="" type="radio"/> Yes	<input type="radio"/> No

5. For each YES response above, you must identify all violations below. Attach additional sheets if necessary or continue on the back of this application.

TYPE OF ARREST, SUMMONS, VIOLATION OR CHARGE	MONTH/YEAR	CITY	STATE
<u>Illegal possession ~ 5-87</u>	<u>5-1987??</u>	<u>Springfield</u>	<u>IL</u>

Within the last two (2) years, did you have and/or complete one of the following:

<input checked="" type="checkbox"/> Successfully completed a Responsible Alcohol Servers Course	Attach certificate of completion for Responsible Alcohol Servers Course
<input checked="" type="checkbox"/> Held an Operator's License issued in Wisconsin <u>1999</u>	
<input type="checkbox"/> An alcohol agent for a retail alcohol license	
<input type="checkbox"/> The sole proprietor of retail alcohol license	

6. CERTIFICATION: I do hereby swear, under penalty of perjury, that I am the person who made and signed the foregoing application for an operator's license, and that all statements herein are complete, true and correct. I further understand a full background investigation may be conducted by the Evansville Police Department prior to consideration of this application. Additionally, I understand that this application may be denied if it contains any falsification and that I will not be able to reapply for a 6 month period. I do further agree to comply with all laws, resolutions, ordinances, and regulations, federal, state or local affecting the sale of fermented malt beverages and intoxicating liquors.

Signature: <u>Mark H. Schnepfer</u>	Email: <u>MARKSCHNEPPER@gmail.com</u>
Printed Name: <u>MARK SCHNEPPER</u>	Date: <u>4-20-22</u>

**FOR MUNICIPALITY USE ONLY BELOW THIS LINE**

Police Department Recommendation and Comments:  Approved: <u>[Signature]</u> Denied: <u>5/10/22</u> Police Chief's Signature                      Date	Public Safety Committee: Approved: _____ Denied: <u>City of Evansville</u> Paid To: _____ Date: _____ Clerk's Office Signature: _____ Date: _____
	Receipt # _____ Receipt: 1.148228                      35.00 SCHNEPPER MARK May 6, 2022 10:16AM





\*Mail to the Pig

# APPLICATION FOR OPERATOR'S LICENSE

CITY OF EVANSVILLE CITY CLERK'S OFFICE

31 S. Madison St, PO Box 529, Evansville, WI 53536

New Operator's License: \$35.00

Renewal Operator's License: \$35.00

Provisional License: \$15.00

**NOTE: APPLICATION FEE WILL NOT BE REFUNDED IF DENIED OR WITHDRAWN.**

A Police check will be completed. Please read carefully and answer honestly. Falsification and/or misrepresentation may be grounds for denial of license/permit. Applicant cannot reapply for a 6 month period from date of denial. If you have any doubt as to whether to include the facts of a specific incident it is recommended that you disclose the information. If you are unsure about how to respond to any questions on this form, check with the City Clerk for clarification. You can obtain information regarding your arrest and conviction record from the police department and/or the court with which you interacted, or the Wisconsin Circuit Court Access website at: <https://www.wicourts.gov/casesearch.htm> (CCAP may not provide comprehensive list of all arrests/convictions).

1. LEGAL NAME: JOHN THOMAS KOPECKY  
First Middle Last

DATE OF BIRTH: XXXXXX

ADDRESS: XXXXXXXXXXXXXXXXXXXX

PHONE: XXXXXXXXXX

CITY: ALBANY WI STATE: WI ZIP: 53502 GENDER: Male  Female

Driver's License No.: XXXXXXXXXXXX Issuing State: WI

HOW LONG HAVE YOU LIVED AT ABOVE ADDRESS? 8 YEARS Former Name(s): N/A

Prior Street Address if Above Address is Less Than 5 Years	State	Zip	From	To
<u>N/A</u>				

### ARREST AND CONVICTION RECORD (Anywhere within the United States of America).

2. Have you ever been cited and/or convicted of a felony? Yes  No

3. Have you ever been cited and/or convicted of a misdemeanor? Yes  No

4. Within the past ten (10) years, have you been arrested for, received a summons to appear in court for, or forfeited a bond for any of the following:

Violation	Yes	No
a) Any underage alcohol violation?	<input type="checkbox"/>	<input checked="" type="checkbox"/>
b) Operating a motor vehicle while intoxicated?	<input type="checkbox"/>	<input checked="" type="checkbox"/>
c) Selling or furnishing alcoholic beverages to underage person?	<input type="checkbox"/>	<input checked="" type="checkbox"/>
d) Permitting underage person on licensed premises?	<input type="checkbox"/>	<input checked="" type="checkbox"/>
e) Allowing persons on licensed premises after closing?	<input type="checkbox"/>	<input checked="" type="checkbox"/>
f) Any alcohol related violation other than a, b, c, d, and e?	<input type="checkbox"/>	<input checked="" type="checkbox"/>
g) Sale of legal or illegal drugs to include prescription medications or possession of any illegal drugs to include prescription medications not prescribed to you?	<input type="checkbox"/>	<input checked="" type="checkbox"/>
h) Fighting, disorderly conduct, assault, or battery?	<input checked="" type="checkbox"/>	<input type="checkbox"/>
i) Resisting arrest, interfering with a police officer or obstructing an officer?	<input type="checkbox"/>	<input checked="" type="checkbox"/>
j) Any crime or ordinance violation not listed above other than traffic or parking tickets?	<input type="checkbox"/>	<input checked="" type="checkbox"/>

5. For each YES response above, you must identify all violations below. Attach additional sheets if necessary or continue on the back of this application.

TYPE OF ARREST, SUMMONS, VIOLATION OR CHARGE	MONTH/YEAR	CITY	STATE
<u>Disorderly Conduct (LINE 3+4A)</u>	<u>CAN'T REMEMBER</u>		<u>WI</u>

Within the last two (2) years, did you have and/or complete one of the following:

Requirement	Completed
<input type="checkbox"/> Successfully completed a Responsible Alcohol Servers Course	<input type="checkbox"/>
<input checked="" type="checkbox"/> Held an Operator's License issued in Wisconsin	<input type="checkbox"/>

Attach certificate of completion for Responsible Alcohol Servers Course

Requirement	Completed
<input type="checkbox"/> An alcohol agent for a retail alcohol license	<input type="checkbox"/>
<input type="checkbox"/> The sole proprietor of retail alcohol license	<input type="checkbox"/>

6. CERTIFICATION: I do hereby swear, under penalty of perjury, that I am the person who made and signed the foregoing application for an operator's license, and that all statements herein are complete, true and correct. I further understand a full background investigation may be conducted by the Evansville Police Department prior to consideration of this application. Additionally, I understand that this application may be denied if it contains any falsification and that I will not be able to reapply for a 6 month period. I do further agree to comply with all laws, resolutions, ordinances, and regulations, federal, state or local affecting the sale of fermented malt beverages and intoxicating liquors.

Signature: [Signature] Email: JOHN.KOPECKY@3160THEPIG.COM

Printed Name: JOHN KOPECKY Date: 4/11/22

**FOR MUNICIPALITY USE ONLY BELOW THIS LINE**

Police Department Recommendation and Comments:	Public Safety Committee: Paid To: <u>City of Evansville</u>
	Approved: _____ Denied: _____ Date: _____
	Clerk's Office Signature: _____ Date: _____
Approved: <u>[Signature]</u> Denied: _____	Receipt # _____
Police Chief's Signature: <u>[Signature]</u> Date: <u>5/13/22</u>	Receipt: 1.148281 1.75.00 KOPECKY'S WORLDWIDE FOOD May 10, 2022 09:17AM





\*Mail to the Pig

# APPLICATION FOR OPERATOR'S LICENSE

CITY OF EVANSVILLE CITY CLERK'S OFFICE

31 S. Madison St, PO Box 529, Evansville, WI 53536

New Operator's License: \$35.00     Renewal Operator's License: \$35.00     Provisional License: \$15.00

**NOTE: APPLICATION FEE WILL NOT BE REFUNDED IF DENIED OR WITHDRAWN.**

A Police check will be completed. Please read carefully and answer honestly. Falsification and/or misrepresentation may be grounds for denial of license/permit. Applicant cannot reapply for a 6 month period from date of denial. If you have any doubt as to whether to include the facts of a specific incident it is recommended that you disclose the information. If you are unsure about how to respond to any questions on this form, check with the City Clerk for clarification. You can obtain information regarding your arrest and conviction record from the police department and/or the court with which you interacted, or the Wisconsin Circuit Court Access website at: <https://www.wicourts.gov/casesearch.htm> (CCAP may not provide comprehensive list of all arrests/convictions).

1. LEGAL NAME: Dorothy Jean Patterson    DATE OF BIRTH: XXXXXXX  
First Middle Last  
 ADDRESS: XXXXXXXXXXXXXXXXXXXX    PHONE: XXXXXXXXXXXX  
XXXXXXXXXXXXXXXXXXXX  
 CITY: Evansville    STATE: WI    ZIP: 53536    GENDER: Male  Female   
 Driver's License No.: XXXXXXXXXXXXXXXXXXXX    Issuing State: 2-11-2016  
 HOW LONG HAVE YOU LIVED AT ABOVE ADDRESS? 35 years    Former Name(s): Dorothy Jean Purkayrie  
 Prior Street Address if Above Address is Less Than 5 Years State Zip From To

**ARREST AND CONVICTION RECORD**  
(Anywhere within the United States of America).

2. Have you ever been cited and/or convicted of a felony?    Yes    No  
 3. Have you ever been cited and/or convicted of a misdemeanor?    Yes    No  
 4. Within the past ten (10) years, have you been arrested for, received a summons to appear in court for, or forfeited a bond for any of the following:  
 a) Any underage alcohol violation?    Yes    No  
 b) Operating a motor vehicle while intoxicated?    Yes    No  
 c) Selling or furnishing alcoholic beverages to underage person?    Yes    No  
 d) Permitting underage person on licensed premises?    Yes    No  
 e) Allowing persons on licensed premises after closing?    Yes    No  
 f) Any alcohol related violation other than a, b, c, d, and e?    Yes    No  
 g) Sale of legal or illegal drugs to include prescription medications or possession of any illegal drugs to include prescription medications not prescribed to you?    Yes    No  
 h) Fighting, disorderly conduct, assault, or battery?    Yes    No  
 i) Resisting arrest, interfering with a police officer or obstructing an officer?    Yes    No  
 j) Any crime or ordinance violation not listed above other than traffic or parking tickets?    Yes    No

5. For each YES response above, you must identify all violations below. Attach additional sheets if necessary or continue on the back of this application.

TYPE OF ARREST, SUMMONS, VIOLATION OR CHARGE	MONTH/YEAR	CITY	STATE

Within the last two (2) years, did you have and/or complete one of the following:

<input type="checkbox"/> Successfully completed a Responsible Alcohol Servers Course	<input type="checkbox"/> An alcohol agent for a retail alcohol license
<input checked="" type="checkbox"/> Held an Operator's License issued in Wisconsin	<input type="checkbox"/> The sole proprietor of retail alcohol license

6. CERTIFICATION: I do hereby swear, under penalty of perjury, that I am the person who made and signed the foregoing application for an operator's license, and that all statements herein are complete, true and correct. I further understand a full background investigation may be conducted by the Evansville Police Department prior to consideration of this application. Additionally, I understand that this application may be denied if it contains any falsification and that I will not be able to reapply for a 6 month period. I do further agree to comply with all laws, resolutions, ordinances, and regulations, federal, state or local affecting the sale of fermented malt beverages and intoxicating liquors.

Signature: Dorothy Jean Patterson    Email: Dorothy.J.Patterson@gmail.com  
 Printed Name: Dorothy Jean Patterson    Date: 4-12-22

**FOR MUNICIPALITY USE ONLY BELOW THIS LINE**

Police Department Recommendation and Comments: \_\_\_\_\_

Public Safety Committee:  
 Approved: \_\_\_\_\_ Denied: \_\_\_\_\_ Date: \_\_\_\_\_

Clerk's Office Signature \_\_\_\_\_ Date \_\_\_\_\_

Approved: [Signature]    Denied: \_\_\_\_\_  
 Police Chief's Signature    Date: 5/13/22

Receipt # \_\_\_\_\_  
510-22  
 Rec # 1,148281 \$35





# APPLICATION FOR OPERATOR'S LICENSE

CITY OF EVANSVILLE CITY CLERK'S OFFICE

31 S. Madison St, PO Box 529, Evansville, WI 53536

New Operator's License: \$35.00    
  Renewal Operator's License: \$35.00    
  Provisional License: \$15.00

**NOTE: APPLICATION FEE WILL NOT BE REFUNDED IF DENIED OR WITHDRAWN.**

A Police check will be completed. Please read carefully and answer honestly. Falsification and/or misrepresentation may be grounds for denial of license/permit. Applicant cannot reapply for a 6 month period from date of denial. If you have any doubt as to whether to include the facts of a specific incident it is recommended that you disclose the information. If you are unsure about how to respond to any questions on this form, check with the City Clerk for clarification. You can obtain information regarding your arrest and conviction record from the police department and/or the court with which you interacted, or the Wisconsin Circuit Court Access website at: <https://www.wicourts.gov/casesearch.htm> (CCAP may not provide comprehensive list of all arrests/convictions).

**1. LEGAL NAME:** Vanessa Marie Slye     **DATE OF BIRTH:** XXXXXX  
First Middle Last  
**ADDRESS:** XXXXXXXXXXXXXXXXXXXX     **PHONE:** XXXXXXXXXX  
**CITY:** Orfordville     **STATE:** WI     **ZIP:** 53576     **GENDER:**  Male  Female  
**Driver's License No.:** \_\_\_\_\_     **Issuing State:** Wisc.  
**HOW LONG HAVE YOU LIVED AT ABOVE ADDRESS?** 7 years     **Former Name(s):** Vanessa Hinkel  
**Prior Street Address if Above Address is Less Than 5 Years State Zip From To**

City	State	Zip	From	To

### ARREST AND CONVICTION RECORD (Anywhere within the United States of America)

**2. Have you ever been cited and/or convicted of a felony?**     Yes      No   
**3. Have you ever been cited and/or convicted of a misdemeanor?**     Yes      No   
**4. Within the past ten (10) years, have you been arrested for, received a summons to appear in court for, or forfeited a bond for any of the following:**

Question	Yes	No
a) Any underage alcohol violation?	Yes	<input checked="" type="radio"/> No
b) Operating a motor vehicle while intoxicated?	Yes	<input checked="" type="radio"/> No
c) Selling or furnishing alcoholic beverages to underage person?	Yes	<input checked="" type="radio"/> No
d) Permitting underage person on licensed premises?	Yes	<input checked="" type="radio"/> No
e) Allowing persons on licensed premises after closing?	Yes	<input checked="" type="radio"/> No
f) Any alcohol related violation other than a, b, c, d, and e?	Yes	<input checked="" type="radio"/> No
g) Sale of legal or illegal drugs to include prescription medications or possession of any illegal drugs to include prescription medications not prescribed to you?	Yes	<input checked="" type="radio"/> No
h) Fighting, disorderly conduct, assault, or battery?	Yes	<input checked="" type="radio"/> No
i) Resisting arrest, interfering with a police officer or obstructing an officer?	Yes	<input checked="" type="radio"/> No
j) Any crime or ordinance violation not listed above other than traffic or parking tickets?	Yes	<input checked="" type="radio"/> No

**5. For each YES response above, you must identify all violations below. Attach additional sheets if necessary or continue on the back of this application.**

TYPE OF ARREST, SUMMONS, VIOLATION OR CHARGE	MONTH/YEAR	CITY	STATE
<u>Driving w/out insurance card</u>	<u>3/19?</u>	<u>Orfordville</u>	<u>WI</u>
<u>Seat belt ticket</u>	<u>05/12?</u>	<u>Evansville</u>	<u>WI</u>

**Within the last two (2) years, did you have and/or complete one of the following:**

<input type="checkbox"/> Successfully completed a Responsible Alcohol Servers Course	<input type="checkbox"/> Attach certificate of completion for Responsible Alcohol Servers Course
<input checked="" type="checkbox"/> Held an Operator's License issued in Wisconsin	<input type="checkbox"/> An alcohol agent for a retail alcohol license
	<input type="checkbox"/> The sole proprietor of retail alcohol license

**6. CERTIFICATION:** I do hereby swear, under penalty of perjury, that I am the person who made and signed the foregoing application for an operator's license, and that all statements herein are complete, true and correct. I further understand a full background investigation may be conducted by the Evansville Police Department prior to consideration of this application. Additionally, I understand that this application may be denied if it contains any falsification and that I will not be able to reapply for a 6 month period. I do further agree to comply with all laws, resolutions, ordinances, and regulations, federal, state or local affecting the sale of fermented malt beverages and intoxicating liquors.

**Signature:** Vanessa Slye     **Email:** slyev@yahoo.com  
**Printed Name:** Vanessa Slye     **Date:** 5-10-22

**FOR MUNICIPALITY USE ONLY BELOW THIS LINE**

<b>Police Department Recommendation and Comments:</b>  Approved: <u>[Signature]</u> Denied: _____	<b>Public Safety Committee:</b> Approved: _____ Denied: _____ Date: _____  Clerk's Office Signature: _____ Date: _____  Receipt # <u>5-10-22 1.148282 \$35.00</u>
--	--







\* Mail to the Pig

# APPLICATION FOR OPERATOR'S LICENSE

CITY OF EVANSVILLE CITY CLERK'S OFFICE  
31 S. Madison St, PO Box 529, Evansville, WI 53536

New Operator's License: \$35.00     Renewal Operator's License: \$35.00     Provisional License: \$15.00

**NOTE: APPLICATION FEE WILL NOT BE REFUNDED IF DENIED OR WITHDRAWN.**

A Police check will be completed. Please read carefully and answer honestly. Falsification and/or misrepresentation may be grounds for denial of license/permit. Applicant cannot reapply for a 6 month period from date of denial. If you have any doubt as to whether to include the facts of a specific incident it is recommended that you disclose the information. If you are unsure about how to respond to any questions on this form, check with the City Clerk for clarification. You can obtain information regarding your arrest and conviction record from the police department and/or the court with which you interacted, or the Wisconsin Circuit Court Access website at: <https://www.wicourts.gov/casesearch.htm> (CCAP may not provide comprehensive list of all arrests/convictions).

1. LEGAL NAME: Debra Mae Twyford    DATE OF BIRTH: 0X-XX-XX-XX  
First Middle Last

ADDRESS: XXXXXXXXXX    PHONE: XXXXXXXXXX

CITY: Evansville    STATE: WI    ZIP: 53536    GENDER: Male Female

Driver's License No.: XXXXXXXXXX    Issuing State: WI

HOW LONG HAVE YOU LIVED AT ABOVE ADDRESS? 29    Former Name(s): Litch - Bahr - Babler

Prior Street Address if Above Address is Less Than 5 Years	State	Zip	From	To

**ARREST AND CONVICTION RECORD**  
(Anywhere within the United States of America).

2. Have you ever been cited and/or convicted of a felony?    Yes     No

3. Have you ever been cited and/or convicted of a misdemeanor?    Yes     No

4. Within the past ten (10) years, have you been arrested for, received a summons to appear in court for, or forfeited a bond for any of the following:

a) Any underage alcohol violation?	Yes	<input checked="" type="radio"/> No
b) Operating a motor vehicle while intoxicated?	Yes	<input checked="" type="radio"/> No
c) Selling or furnishing alcoholic beverages to underage person?	Yes	<input checked="" type="radio"/> No
d) Permitting underage person on licensed premises?	Yes	<input checked="" type="radio"/> No
e) Allowing persons on licensed premises after closing?	Yes	<input checked="" type="radio"/> No
f) Any alcohol related violation other than a, b, c, d, and e?	Yes	<input checked="" type="radio"/> No
g) Sale of legal or illegal drugs to include prescription medications or possession of any illegal drugs to include prescription medications not prescribed to you?	Yes	<input checked="" type="radio"/> No
h) Fighting, disorderly conduct, assault, or battery?	Yes	<input checked="" type="radio"/> No
i) Resisting arrest, interfering with a police officer or obstructing an officer?	Yes	<input checked="" type="radio"/> No
j) Any crime or ordinance violation not listed above other than traffic or parking tickets?	Yes	<input checked="" type="radio"/> No

5. For each YES response above, you must identify all violations below. Attach additional sheets if necessary or continue on the back of this application.

TYPE OF ARREST, SUMMONS, VIOLATION OR CHARGE	MONTH/YEAR	CITY	STATE

Within the last two (2) years, did you have and/or complete one of the following:

<input type="checkbox"/> Successfully completed a Responsible Alcohol Servers Course	<input type="checkbox"/> Attach certificate of completion for Responsible Alcohol Servers Course
<input checked="" type="checkbox"/> Held an Operator's License issued in Wisconsin	<input type="checkbox"/> An alcohol agent for a retail alcohol license
	<input type="checkbox"/> The sole proprietor of retail alcohol license

6. CERTIFICATION: I do hereby swear, under penalty of perjury, that I am the person who made and signed the foregoing application for an operator's license, and that all statements herein are complete, true and correct. I further understand a full background investigation may be conducted by the Evansville Police Department prior to consideration of this application. Additionally, I understand that this application may be denied if it contains any falsification and that I will not be able to reapply for a 6 month period. I do further agree to comply with all laws, resolutions, ordinances, and regulations, federal, state or local affecting the sale of fermented malt beverages and intoxicating liquors.

Signature: Debra Mae Twyford    Email: debra-twyford@yahoo.com  
 Printed Name: Debra Mae Twyford    Date: 4-15-22

**FOR MUNICIPALITY USE ONLY BELOW THIS LINE**

Police Department Recommendation and Comments:	Public Safety Committee:
	Approved: _____ Denied: _____ Date: _____
	Clerk's Office Signature _____ Date _____
Approved: <u>[Signature]</u> Denied: _____	Receipt # _____
Police Chief's Signature	Date: <u>5/13/22</u>

Rec # 1.148281 \$35 5/10





\*Mail to the Pig

# APPLICATION FOR OPERATOR'S LICENSE

CITY OF EVANSVILLE CITY CLERK'S OFFICE

31 S. Madison St, PO Box 529, Evansville, WI 53536

New Operator's License: \$35.00     Renewal Operator's License: \$35.00     Provisional License: \$15.00

**NOTE: APPLICATION FEE WILL NOT BE REFUNDED IF DENIED OR WITHDRAWN.**

A Police check will be completed. Please read carefully and answer honestly. Falsification and/or misrepresentation may be grounds for denial of license/permit. Applicant cannot reapply for a 6 month period from date of denial. If you have any doubt as to whether to include the facts of a specific incident it is recommended that you disclose the information. If you are unsure about how to respond to any questions on this form, check with the City Clerk for clarification. You can obtain information regarding your arrest and conviction record from the police department and/or the court with which you interacted, or the Wisconsin Circuit Court Access website at: <https://www.wicourts.gov/casesearch.htm> (CCAP may not provide comprehensive list of all arrests/convictions).

1. LEGAL NAME:			DATE OF BIRTH: <del>XXXXXX</del> 3		
ADDRESS: <sup>First</sup> Jeffrey	<sup>Middle</sup> L	<sup>Last</sup> Rosa	PHONE: <del>(608) XXXX-XXXX</del>		
CITY: Evansville	STATE: WI	ZIP: 53536	GENDER: <input checked="" type="checkbox"/> Male <input type="checkbox"/> Female		
Driver's License No.: <del>XXXXXXXXXXXXXXX</del>			Issuing State: 11/26/2018		
HOW LONG HAVE YOU LIVED AT ABOVE ADDRESS? 3 year			Former Name(s):		
Prior Street Address if Above Address is Less Than 5 Years State Zip From To		City	State	Zip	From To
3507 N Leith Road		Sandusville	WI	53548	2011 2018

**ARREST AND CONVICTION RECORD**  
(Anywhere within the United States of America).

2. Have you ever been cited and/or convicted of a felony?	Yes	No <input checked="" type="checkbox"/>
3. Have you ever been cited and/or convicted of a misdemeanor?	Yes	No <input checked="" type="checkbox"/>
4. Within the past ten (10) years, have you been arrested for, received a summons to appear in court for, or forfeited a bond for any of the following:		
a) Any underage alcohol violation?	Yes	No <input checked="" type="checkbox"/>
b) Operating a motor vehicle while intoxicated?	Yes	No <input checked="" type="checkbox"/>
c) Selling or furnishing alcoholic beverages to underage person?	Yes	No <input checked="" type="checkbox"/>
d) Permitting underage person on licensed premises?	Yes	No <input checked="" type="checkbox"/>
e) Allowing persons on licensed premises after closing?	Yes	No <input checked="" type="checkbox"/>
f) Any alcohol related violation other than a, b, c, d, and e?	Yes	No <input checked="" type="checkbox"/>
g) Sale of legal or illegal drugs to include prescription medications or possession of any illegal drugs to include prescription medications not prescribed to you?	Yes	No <input checked="" type="checkbox"/>
h) Fighting, disorderly conduct, assault, or battery?	Yes	No <input checked="" type="checkbox"/>
i) Resisting arrest, interfering with a police officer or obstructing an officer?	Yes	No <input checked="" type="checkbox"/>
j) Any crime or ordinance violation not listed above other than traffic or parking tickets?	Yes <input checked="" type="checkbox"/>	No

5. For each YES response above, you must identify all violations below. Attach additional sheets if necessary or continue on the back of this application.

TYPE OF ARREST, SUMMONS, VIOLATION OR CHARGE	MONTH/YEAR	CITY	STATE
DNR Deer Hunting over bait	2015	Evansville	WI
Within the last two (2) years, did you have and/or complete one of the following:			
<input type="checkbox"/> Successfully completed a Responsible Alcohol Servers Course	Attach certificate of completion for Responsible Alcohol Servers Course		
<input type="checkbox"/> Held an Operator's License issued in Wisconsin	<input type="checkbox"/> An alcohol agent for a retail alcohol license	<input type="checkbox"/> The sole proprietor of retail alcohol license	

6. CERTIFICATION: I do hereby swear, under penalty of perjury, that I am the person who made and signed the foregoing application for an operator's license, and that all statements herein are complete, true and correct. I further understand a full background investigation may be conducted by the Evansville Police Department prior to consideration of this application. Additionally, I understand that this application may be denied if it contains any falsification and that I will not be able to reapply for a 6 month period. I do further agree to comply with all laws, resolutions, ordinances, and regulations, federal, state or local affecting the sale of fermented malt beverages and intoxicating liquors.

Signature: Jeffrey L Rosa    Email: 350jeffrey@gmail.com  
 Printed Name: Jeffrey L Rosa    Date: 4/11/2022

**FOR MUNICIPALITY USE ONLY BELOW THIS LINE**

Police Department Recommendation and Comments:		Public Safety Committee:	
		Approved: _____	Denied: _____
		Date: _____	
		Clerk's Office Signature _____	Date _____
Approved: <input checked="" type="checkbox"/>	Denied: _____	Receipt #	
<u>[Signature]</u>	<u>5/13/22</u>		
Police Chief's Signature	Date		

Rec # 1-148281 @35 5-10-22





# APPLICATION FOR OPERATOR'S LICENSE

CITY OF EVANSVILLE CITY CLERK'S OFFICE

31 S. Madison St, PO Box 529, Evansville, WI 53536

New Operator's License: \$35.00  Renewal Operator's License: \$35.00  Provisional License: \$15.00

**NOTE: APPLICATION FEE WILL NOT BE REFUNDED IF DENIED OR WITHDRAWN.**

A Police check will be completed. Please read carefully and answer honestly. Falsification and/or misrepresentation may be grounds for denial of license/permit. Applicant cannot reapply for a 6 month period from date of denial. If you have any doubt as to whether to include the facts of a specific incident it is recommended that you disclose the information. If you are unsure about how to respond to any questions on this form, check with the City Clerk for clarification. You can obtain information regarding your arrest and conviction record from the police department and/or the court with which you interacted, or the Wisconsin Circuit Court Access website at: <https://www.wicourts.gov/casesearch.htm> (CCAP may not provide comprehensive list of all arrests/convictions).

1. LEGAL NAME: Amy B Edquist  
First Middle Last  
 DATE OF BIRTH: XXXXXX  
 ADDRESS: XXXXXXXXXXXXXXXXXX  
 PHONE: XXXXXXXXXX  
 CITY: Evansville STATE: WI ZIP: 53536 GENDER: Male  Female  
 Driver's License No.: XXXXXXXXXXXXXXXXXX Issuing State: WI  
 HOW LONG HAVE YOU LIVED AT ABOVE ADDRESS? 13 yrs Former Name(s): Amy Kling  
 Prior Street Address if Above Address is Less Than 5 Years State Zip From To

**ARREST AND CONVICTION RECORD**  
(Anywhere within the United States of America)

2. Have you ever been cited and/or convicted of a felony? Yes  No

3. Have you ever been cited and/or convicted of a misdemeanor? Yes  No

4. Within the past ten (10) years, have you been arrested for, received a summons to appear in court for, or forfeited a bond for any of the following:

a) Any underage alcohol violation?	Yes	<input checked="" type="checkbox"/> No
b) Operating a motor vehicle while intoxicated?	Yes	<input checked="" type="checkbox"/> No
c) Selling or furnishing alcoholic beverages to underage person?	Yes	<input checked="" type="checkbox"/> No
d) Permitting underage person on licensed premises?	Yes	<input checked="" type="checkbox"/> No
e) Allowing persons on licensed premises after closing?	Yes	<input checked="" type="checkbox"/> No
f) Any alcohol related violation other than a, b, c, d, and e?	Yes	<input checked="" type="checkbox"/> No
g) Sale of legal or illegal drugs to include prescription medications or possession of any illegal drugs to include prescription medications not prescribed to you?	Yes	<input checked="" type="checkbox"/> No
h) Fighting, disorderly conduct, assault, or battery?	Yes	<input checked="" type="checkbox"/> No
i) Resisting arrest, interfering with a police officer or obstructing an officer?	Yes	<input checked="" type="checkbox"/> No
j) Any crime or ordinance violation not listed above other than traffic or parking tickets?	Yes	<input checked="" type="checkbox"/> No

5. For each YES response above, you must identify all violations below. Attach additional sheets if necessary or continue on the back of this application.

TYPE OF ARREST, SUMMONS, VIOLATION OR CHARGE	MONTH/YEAR	CITY	STATE

Within the last two (2) years, did you have and/or complete one of the following:

<input type="checkbox"/> Successfully completed a Responsible Alcohol Servers Course	<input type="checkbox"/> Attach certificate of completion for Responsible Alcohol Servers Course
<input checked="" type="checkbox"/> Held an Operator's License issued in Wisconsin	<input type="checkbox"/> An alcohol agent for a retail alcohol license
	<input type="checkbox"/> The sole proprietor of retail alcohol license

6. CERTIFICATION: I do hereby swear, under penalty of perjury, that I am the person who made and signed the foregoing application for an operator's license, and that all statements herein are complete, true and correct. I further understand a full background investigation may be conducted by the Evansville Police Department prior to consideration of this application. Additionally, I understand that this application may be denied if it contains any falsification and that I will not be able to reapply for a 6 month period. I do further agree to comply with all laws, resolutions, ordinances, and regulations, federal, state or local affecting the sale of fermented malt beverages and intoxicating liquors.

Signature: Amy Edquist Email: abkling@gmail.com  
 Printed Name: Amy Edquist Date: 5/5/22

**FOR MUNICIPALITY USE ONLY BELOW THIS LINE**

Police Department Recommendation and Comments: \_\_\_\_\_ Public Safety Committee: \_\_\_\_\_  
 Approved: \_\_\_\_\_ Denied: \_\_\_\_\_ Date: \_\_\_\_\_  
 Clerk's Office Signature \_\_\_\_\_ Date \_\_\_\_\_  
 Approved: [Signature] Denied: \_\_\_\_\_ Receipt # \_\_\_\_\_  
 Police Chief's Signature \_\_\_\_\_ Date: 5/13/22  
 Rec # 148224 \$35.00 5/5/22





# APPLICATION FOR OPERATOR'S LICENSE

CITY OF EVANSVILLE CITY CLERK'S OFFICE  
31 S. Madison St, PO Box 529, Evansville, WI 53536

New Operator's License: \$35.00     Renewal Operator's License: \$35.00     Provisional License: \$15.00

**NOTE: APPLICATION FEE WILL NOT BE REFUNDED IF DENIED OR WITHDRAWN.**

A Police check will be completed. Please read carefully and answer honestly. Falsification and/or misrepresentation may be grounds for denial of license/permit. Applicant cannot reapply for a 6 month period from date of denial. If you have any doubt as to whether to include the facts of a specific incident it is recommended that you disclose the information. If you are unsure about how to respond to any questions on this form, check with the City Clerk for clarification. You can obtain information regarding your arrest and conviction record from the police department and/or the court with which you interacted, or the Wisconsin Circuit Court Access website at: <https://www.wicourts.gov/casesearch.htm> (CCAP may not provide comprehensive list of all arrests/convictions).

1. LEGAL NAME: First <u>Adam</u> Middle <u>Edward</u> Last <u>Crook</u>			DATE OF BIRTH: <u>05/11/1982</u>		
ADDRESS: <u>Stoughton</u>			PHONE: <u>(XXX)XXX-XXXX</u>		
CITY: <u>Stoughton</u>		STATE: <u>WI</u>	ZIP: <u>53589</u>		GENDER: <input checked="" type="radio"/> Male <input type="radio"/> Female
Driver's License No.: <u>XXXXXXXXXX</u>			Issuing State: <u>WI</u>		
HOW LONG HAVE YOU LIVED AT ABOVE ADDRESS? <u>3 years</u>			Former Name(s):		
Prior Street Address if Above Address is Less Than 5 Years State Zip From To			City	State	Zip
<u>554 Spence Dr</u>			<u>Evansville</u>	<u>WI</u>	<u>53536</u>
					From <u>9/2011</u> To <u>7/2019</u>

### ARREST AND CONVICTION RECORD (Anywhere within the United States of America)

2. Have you ever been cited and/or convicted of a felony?	Yes	<input checked="" type="radio"/> No
3. Have you ever been cited and/or convicted of a misdemeanor?	Yes	<input checked="" type="radio"/> No
4. Within the past ten (10) years, have you been arrested for, received a summons to appear in court for, or forfeited a bond for any of the following:		
a) Any underage alcohol violation?	Yes	<input checked="" type="radio"/> No
b) Operating a motor vehicle while intoxicated?	Yes	<input checked="" type="radio"/> No
c) Selling or furnishing alcoholic beverages to underage person?	Yes	<input checked="" type="radio"/> No
d) Permitting underage person on licensed premises?	Yes	<input checked="" type="radio"/> No
e) Allowing persons on licensed premises after closing?	Yes	<input checked="" type="radio"/> No
f) Any alcohol related violation other than a, b, c, d, and e?	Yes	<input checked="" type="radio"/> No
g) Sale of legal or illegal drugs to include prescription medications or possession of any illegal drugs to include prescription medications not prescribed to you?	Yes	<input checked="" type="radio"/> No
h) Fighting, disorderly conduct, assault, or battery?	Yes	<input checked="" type="radio"/> No
i) Resisting arrest, interfering with a police officer or obstructing an officer?	Yes	<input checked="" type="radio"/> No
j) Any crime or ordinance violation not listed above other than traffic or parking tickets?	Yes	<input checked="" type="radio"/> No

5. For each YES response above, you must identify all violations below. Attach additional sheets if necessary or continue on the back of this application.

TYPE OF ARREST, SUMMONS, VIOLATION OR CHARGE	MONTH/YEAR	CITY	STATE

Within the last two (2) years, did you have and/or complete one of the following: <input type="checkbox"/> Successfully completed a Responsible Alcohol Servers Course <input checked="" type="checkbox"/> Held an Operator's License issued in Wisconsin	Attach certificate of completion for Responsible Alcohol Servers Course <input type="checkbox"/> An alcohol agent for a retail alcohol license <input type="checkbox"/> The sole proprietor of retail alcohol license
---	---

6. CERTIFICATION: I do hereby swear, under penalty of perjury, that I am the person who made and signed the foregoing application for an operator's license, and that all statements herein are complete, true and correct. I further understand a full background investigation may be conducted by the Evansville Police Department prior to consideration of this application. Additionally, I understand that this application may be denied if it contains any falsification and that I will not be able to reapply for a 6 month period. I do further agree to comply with all laws, resolutions, ordinances, and regulations, federal, state or local affecting the sale of fermented malt beverages and intoxicating liquors.

Signature: <u>Adam E Crook</u>	Email: <u>adam.crook@gmail.com</u>
Printed Name: <u>Adam E Crook</u>	Date: <u>04/18/22</u>

**FOR MUNICIPALITY USE ONLY BELOW THIS LINE**

Police Department Recommendation and Comments:	Public Safety Committee:
	Approved: _____ Denied: _____ Date: _____
	Clerk's Office Signature _____ Date _____

Approved: <u>[Signature]</u>	Denied: _____	Receipt # <u>1.147929</u> \$35.00
Police Chief's Signature	Date: <u>5/10/22</u>	







# APPLICATION FOR OPERATOR'S LICENSE

CITY OF EVANSVILLE CITY CLERK'S OFFICE

31 S. Madison St, PO Box 529, Evansville, WI 53536

New Operator's License: \$35.00     Renewal Operator's License: \$35.00     Provisional License: \$15.00

**NOTE: APPLICATION FEE WILL NOT BE REFUNDED IF DENIED OR WITHDRAWN.**

A Police check will be completed. Please read carefully and answer honestly. Falsification and/or misrepresentation may be grounds for denial of license/permit. Applicant cannot reapply for a 6 month period from date of denial. If you have any doubt as to whether to include the facts of a specific incident it is recommended that you disclose the information. If you are unsure about how to respond to any questions on this form, check with the City Clerk for clarification. You can obtain information regarding your arrest and conviction record from the police department and/or the court with which you interacted, or the Wisconsin Circuit Court Access website at: <https://www.wicourts.gov/caserearch.htm> (CCAP may not provide comprehensive list of all arrests/convictions).

1. LEGAL NAME: TINA M. ACE      DATE OF BIRTH: 09-22-1988  
First Middle Last

ADDRESS: XXXXXXXXXXXX      PHONE: XXXXXXXXXX

CITY: Evansville      STATE: WI      ZIP: 53536      GENDER:  Male  Female

Driver's License No.: XXXXXXXXXXXX      Issuing State: WI

HOW LONG HAVE YOU LIVED AT ABOVE ADDRESS? 11 years      Former Name(s): Phillipps / Boyle

Prior Street Address if Above Address is Less Than 5 Years State Zip From To					
City	State	Zip	From	To	

### ARREST AND CONVICTION RECORD (Anywhere within the United States of America)

2. Have you ever been cited and/or convicted of a felony?      Yes       No

3. Have you ever been cited and/or convicted of a misdemeanor?      Yes       No

4. Within the past ten (10) years, have you been arrested for, received a summons to appear in court for, or forfeited a bond for any of the following:

Violation	Yes	No
a) Any underage alcohol violation?		<input checked="" type="radio"/>
b) Operating a motor vehicle while intoxicated?		<input checked="" type="radio"/>
c) Selling or furnishing alcoholic beverages to underage person?		<input checked="" type="radio"/>
d) Permitting underage person on licensed premises?		<input checked="" type="radio"/>
e) Allowing persons on licensed premises after closing?		<input checked="" type="radio"/>
f) Any alcohol related violation other than a, b, c, d, and e?		<input checked="" type="radio"/>
g) Sale of legal or illegal drugs to include prescription medications or possession of any illegal drugs to include prescription medications not prescribed to you?		<input checked="" type="radio"/>
h) Fighting, disorderly conduct, assault, or battery?		<input checked="" type="radio"/>
i) Resisting arrest, interfering with a police officer or obstructing an officer?		<input checked="" type="radio"/>
j) Any crime or ordinance violation not listed above other than traffic or parking tickets?		<input checked="" type="radio"/>

5. For each YES response above, you must identify all violations below. Attach additional sheets if necessary or continue on the back of this application.

TYPE OF ARREST, SUMMONS, VIOLATION OR CHARGE	MONTH/YEAR	CITY	STATE

Within the last two (2) years, did you have and/or complete one of the following:

<input checked="" type="checkbox"/> Successfully completed a Responsible Alcohol Servers Course	<input type="checkbox"/> Attach certificate of completion for Responsible Alcohol Servers Course
<input checked="" type="checkbox"/> Held an Operator's License issued in Wisconsin	<input type="checkbox"/> An alcohol agent for a retail alcohol license
	<input type="checkbox"/> The sole proprietor of retail alcohol license

6. CERTIFICATION: I do hereby swear, under penalty of perjury, that I am the person who made and signed the foregoing application for an operator's license, and that all statements herein are complete, true and correct. I further understand a full background investigation may be conducted by the Evansville Police Department prior to consideration of this application. Additionally, I understand that this application may be denied if it contains any falsification and that I will not be able to reapply for a 6 month period. I do further agree to comply with all laws, resolutions, ordinances, and regulations, federal, state or local affecting the sale of fermented malt beverages and intoxicating liquors.

Signature: [Signature]      Email: tmace01@aol.com  
 Printed Name: Tina M. Ace      Date: April 23, 2022

**FOR MUNICIPALITY USE ONLY BELOW THIS LINE**

Police Department Recommendation and Comments:	Public Safety Committee: <u>Paid to: City of Evansville</u>
	Approved: _____ Denied: _____ Date: _____
Approved: <u>[Signature]</u> Denied: _____	Clerk's Office Signature: _____ Date: _____
Police Chief's Signature	Receipt # _____ Receipt: 1.148165      35.00 ACE TINA May 2, 2022 02:14PM





# APPLICATION FOR OPERATOR'S LICENSE

CITY OF EVANSVILLE CITY CLERK'S OFFICE  
31 S. Madison St, PO Box 529, Evansville, WI 53536

New Operator's License: \$35.00   
  Renewal Operator's License: \$35.00   
  Provisional License: \$15.00

**NOTE: APPLICATION FEE WILL NOT BE REFUNDED IF DENIED OR WITHDRAWN.**

A Police check will be completed. Please read carefully and answer honestly. Falsification and/or misrepresentation may be grounds for denial of license/permit. Applicant cannot reapply for a 6 month period from date of denial. If you have any doubt as to whether to include the facts of a specific incident it is recommended that you disclose the information. If you are unsure about how to respond to any questions on this form, check with the City Clerk for clarification. You can obtain information regarding your arrest and conviction record from the police department and/or the court with which you interacted, or the Wisconsin Circuit Court Access website at: <https://www.wicourts.gov/caserearch.htm> (CCAP may not provide comprehensive list of all arrests/convictions).

1. LEGAL NAME: <u>Kari</u> <u>Ann</u> <u>Fehrenbacher</u> First Middle Last		DATE OF BIRTH: <u>XXXXXX</u>
ADDRESS: <u>XXXXXXXXXXXXXXXXXX</u>		PHONE: <u>XXXXXXXXXXXX</u>
CITY: <u>Evansville WI</u>	STATE: <u>WI</u>	ZIP: <u>53536</u>
Driver's License No.: <u>XXXXXXXXXXXXXX</u>	Issuing State: <u>WI</u>	
HOW LONG HAVE YOU LIVED AT ABOVE ADDRESS? <u>5 yrs</u>		Former Name(s):
Prior Street Address if Above Address is Less Than 5 Years State Zip From To		

### ARREST AND CONVICTION RECORD (Anywhere within the United States of America).

2. Have you ever been cited and/or convicted of a felony?	Yes	<input checked="" type="radio"/> No
3. Have you ever been cited and/or convicted of a misdemeanor?	Yes	<input checked="" type="radio"/> No
4. Within the past ten (10) years, have you been arrested for, received a summons to appear in court for, or forfeited a bond for any of the following:		
a) Any underage alcohol violation?	Yes	<input checked="" type="radio"/> No
b) Operating a motor vehicle while intoxicated?	Yes	<input checked="" type="radio"/> No
c) Selling or furnishing alcoholic beverages to underage person?	Yes	<input checked="" type="radio"/> No
d) Permitting underage person on licensed premises?	Yes	<input checked="" type="radio"/> No
e) Allowing persons on licensed premises after closing?	Yes	<input checked="" type="radio"/> No
f) Any alcohol related violation other than a, b, c, d, and e?	Yes	<input checked="" type="radio"/> No
g) Sale of legal or illegal drugs to include prescription medications or possession of any illegal drugs to include prescription medications not prescribed to you?	Yes	<input checked="" type="radio"/> No
h) Fighting, disorderly conduct, assault, or battery?	Yes	<input checked="" type="radio"/> No
i) Resisting arrest, interfering with a police officer or obstructing an officer?	Yes	<input checked="" type="radio"/> No
j) Any crime or ordinance violation not listed above other than traffic or parking tickets?	Yes	<input checked="" type="radio"/> No

5. For each YES response above, you must identify all violations below. Attach additional sheets if necessary or continue on the back of this application.

TYPE OF ARREST, SUMMONS, VIOLATION OR CHARGE	MONTH/YEAR	CITY	STATE

Within the last two (2) years, did you have and/or complete one of the following:

<input checked="" type="checkbox"/> Successfully completed a Responsible Alcohol Servers Course	<input type="checkbox"/> Attach certificate of completion for Responsible Alcohol Servers Course
<input checked="" type="checkbox"/> Held an Operator's License issued in Wisconsin	<input type="checkbox"/> An alcohol agent for a retail alcohol license
	<input type="checkbox"/> The sole proprietor of retail alcohol license

6. CERTIFICATION: I do hereby swear, under penalty of perjury, that I am the person who made and signed the foregoing application for an operator's license, and that all statements herein are complete, true and correct. I further understand a full background investigation may be conducted by the Evansville Police Department prior to consideration of this application. Additionally, I understand that this application may be denied if it contains any falsification and that I will not be able to reapply for a 6 month period. I do further agree to comply with all laws, resolutions, ordinances, and regulations, federal, state or local affecting the sale of fermented malt beverages and intoxicating liquors.

Signature: [Handwritten Signature]      Email: kari@creeksideplace.org  
 Printed Name: Kari Fehrenbacher      Date: 4/5/22

**FOR MUNICIPALITY USE ONLY BELOW THIS LINE**

Police Department Recommendation and Comments:		Public Safety Committee:	
		Approved: _____	Denied: _____
		Date: _____	
		Clerk's Office Signature _____	Date _____
Approved: <u>[Signature]</u>	Denied: _____	Receipt # _____	
Police Chief's Signature	Date: <u>5/10/22</u>		





# APPLICATION FOR OPERATOR'S LICENSE

CITY OF EVANSVILLE CITY CLERK'S OFFICE

31 S. Madison St, PO Box 529, Evansville, WI 53536

New Operator's License: \$35.00   
  Renewal Operator's License: \$35.00   
  Provisional License: \$15.00

**NOTE: APPLICATION FEE WILL NOT BE REFUNDED IF DENIED OR WITHDRAWN.**

A Police check will be completed. Please read carefully and answer honestly. Falsification and/or misrepresentation may be grounds for denial of license/permit. Applicant cannot reapply for a 6 month period from date of denial. If you have any doubt as to whether to include the facts of a specific incident it is recommended that you disclose the information. If you are unsure about how to respond to any questions on this form, check with the City Clerk for clarification. You can obtain information regarding your arrest and conviction record from the police department and/or the court with which you interacted, or the Wisconsin Circuit Court Access website at: <https://www.wicourts.gov/cassearch.htm> (CCAP may not provide comprehensive list of all arrests/convictions).

1. LEGAL NAME: <u>OWEN F Wagner</u>		DATE OF BIRTH: <u>XXXXXX</u>
ADDRESS: <u>XXXXXX XXXXX XXXXX</u>		PHONE: <u>XXXXXX XXXXX</u>
CITY: <u>Evansville</u>	STATE: <u>WI</u>	ZIP: <u>53536</u>
Driver's License No.: <u>XXXXXX XXXXX XXXXX</u>		GENDER: <input checked="" type="radio"/> Male <input type="radio"/> Female
HOW LONG HAVE YOU LIVED AT ABOVE ADDRESS?		Issuing State: <u>WI</u>
Prior Street Address if Above Address is Less Than 5 Years State Zip From To		Former Name(s):
	City	State    Zip    From    To

### ARREST AND CONVICTION RECORD (Anywhere within the United States of America).

2. Have you ever been cited and/or convicted of a felony?	Yes	<input checked="" type="radio"/> No
3. Have you ever been cited and/or convicted of a misdemeanor?	Yes	<input checked="" type="radio"/> No
4. Within the past ten (10) years, have you been arrested for, received a summons to appear in court for, or forfeited a bond for any of the following:		
a) Any underage alcohol violation?	Yes	<input checked="" type="radio"/> No
b) Operating a motor vehicle while intoxicated?	Yes	<input checked="" type="radio"/> No
c) Selling or furnishing alcoholic beverages to underage person?	Yes	<input checked="" type="radio"/> No
d) Permitting underage person on licensed premises?	Yes	<input checked="" type="radio"/> No
e) Allowing persons on licensed premises after closing?	Yes	<input checked="" type="radio"/> No
f) Any alcohol related violation other than a, b, c, d, and e?	Yes	<input checked="" type="radio"/> No
g) Sale of legal or illegal drugs to include prescription medications or possession of any illegal drugs to include prescription medications not prescribed to you?	Yes	<input checked="" type="radio"/> No
h) Fighting, disorderly conduct, assault, or battery?	Yes	<input checked="" type="radio"/> No
i) Resisting arrest, interfering with a police officer or obstructing an officer?	Yes	<input checked="" type="radio"/> No
j) Any crime or ordinance violation not listed above other than traffic or parking tickets?	Yes	<input checked="" type="radio"/> No

5. For each YES response above, you must identify all violations below. Attach additional sheets if necessary or continue on the back of this application.

TYPE OF ARREST, SUMMONS, VIOLATION OR CHARGE	MONTH/YEAR	CITY	STATE

Within the last two (2) years, did you have and/or complete one of the following: <input type="checkbox"/> Successfully completed a Responsible Alcohol Servers Course <input checked="" type="checkbox"/> Held an Operator's License issued in Wisconsin	Attach certificate of completion for Responsible Alcohol Servers Course <input type="checkbox"/> An alcohol agent for a retail alcohol license <input type="checkbox"/> The sole proprietor of retail alcohol license
---	---

6. CERTIFICATION: I do hereby swear, under penalty of perjury, that I am the person who made and signed the foregoing application for an operator's license, and that all statements herein are complete, true and correct. I further understand a full background investigation may be conducted by the Evansville Police Department prior to consideration of this application. Additionally, I understand that this application may be denied if it contains any falsification and that I will not be able to reapply for a 6 month period. I do further agree to comply with all laws, resolutions, ordinances, and regulations, federal, state or local affecting the sale of fermented malt beverages and intoxicating liquors.

Signature: <u>Owen Wagner</u>	Email: <u>ofwagner19@coe.edu</u>
Printed Name: <u>Owen Wagner</u>	Date: <u>4/16/22</u>

**FOR MUNICIPALITY USE ONLY BELOW THIS LINE**

Police Department Recommendation and Comments:	Public Safety Committee:
	Approved: _____ Denied: _____ Date: _____
Approved: _____	Clerk's Office Signature _____ Date _____
Denied: _____	Receipt # _____
Police Chief's Signature: <u>[Signature]</u> Date: <u>5/10/22</u>	





# APPLICATION FOR OPERATOR'S LICENSE

CITY OF EVANSVILLE CITY CLERK'S OFFICE

31 S. Madison St, PO Box 529, Evansville, WI 53536

New Operator's License: \$35.00    
  Renewal Operator's License: \$35.00    
  Provisional License: \$15.00

**NOTE: APPLICATION FEE WILL NOT BE REFUNDED IF DENIED OR WITHDRAWN.**

A Police check will be completed. Please read carefully and answer honestly. Falsification and/or misrepresentation may be grounds for denial of license/permit. Applicant cannot reapply for a 6 month period from date of denial. If you have any doubt as to whether to include the facts of a specific incident it is recommended that you disclose the information. If you are unsure about how to respond to any questions on this form, check with the City Clerk for clarification. You can obtain information regarding your arrest and conviction record from the police department and/or the court with which you interacted, or the Wisconsin Circuit Court Access website at: <https://www.wicourts.gov/caserearch.htm> (CCAP may not provide comprehensive list of all arrests/convictions).

**1. LEGAL NAME:** Kimberly Ann Muench     **DATE OF BIRTH:** 10/07/1984  
First Middle Last  
**ADDRESS:** XXXXXXXXXXXXXXXXXXXX     **PHONE:** XXXXXXXXXXXX  
**CITY:** Evansville     **STATE:** WI     **ZIP:** 53536     **GENDER:** Male Female    
**Driver's License No.:** XXXXXXXXXXXX     **Issuing State:** WI  
**HOW LONG HAVE YOU LIVED AT ABOVE ADDRESS?** 19 years     **Former Name(s):** Kimberly Ann Erickson  
**Prior Street Address if Above Address is less Than 5 Years State Zip From To**

City	State	Zip	From	To

### ARREST AND CONVICTION RECORD (Anywhere within the United States of America).

<b>2. Have you ever been cited and/or convicted of a felony?</b>	Yes	<input checked="" type="radio"/> No
<b>3. Have you ever been cited and/or convicted of a misdemeanor?</b>	Yes	<input checked="" type="radio"/> No
<b>4. Within the past ten (10) years, have you been arrested for, received a summons to appear in court for, or forfeited a bond for any of the following:</b>		
a) Any underage alcohol violation?	Yes	<input checked="" type="radio"/> No
b) Operating a motor vehicle while intoxicated?	Yes	<input checked="" type="radio"/> No
c) Selling or furnishing alcoholic beverages to underage person?	Yes	<input checked="" type="radio"/> No
d) Permitting underage person on licensed premises?	Yes	<input checked="" type="radio"/> No
e) Allowing persons on licensed premises after closing?	Yes	<input checked="" type="radio"/> No
f) Any alcohol related violation other than a, b, c, d, and e?	Yes	<input checked="" type="radio"/> No
g) Sale of legal or illegal drugs to include prescription medications or possession of any illegal drugs to include prescription medications not prescribed to you?	Yes	<input checked="" type="radio"/> No
h) Fighting, disorderly conduct, assault, or battery?	Yes	<input checked="" type="radio"/> No
i) Resisting arrest, interfering with a police officer or obstructing an officer?	Yes	<input checked="" type="radio"/> No
j) Any crime or ordinance violation not listed above other than traffic or parking tickets?	Yes	<input checked="" type="radio"/> No

**5. For each YES response above, you must identify all violations below. Attach additional sheets if necessary or continue on the back of this application.**

TYPE OF ARREST, SUMMONS, VIOLATION OR CHARGE	MONTH/YEAR	CITY	STATE

**Within the last two (2) years, did you have and/or complete one of the following:**

<input type="checkbox"/> Successfully completed a Responsible Alcohol Servers Course	<input type="checkbox"/> Attach certificate of completion for Responsible Alcohol Servers Course
<input checked="" type="checkbox"/> Held an Operator's License issued in Wisconsin	<input type="checkbox"/> An alcohol agent for a retail alcohol license
	<input type="checkbox"/> The sole proprietor of retail alcohol license

**6. CERTIFICATION:** I do hereby swear, under penalty of perjury, that I am the person who made and signed the foregoing application for an operator's license, and that all statements herein are complete, true and correct. I further understand a full background investigation may be conducted by the Evansville Police Department prior to consideration of this application. Additionally, I understand that this application may be denied if it contains any falsification and that I will not be able to reapply for a 6 month period. I do further agree to comply with all laws, resolutions, ordinances, and regulations, federal, state or local affecting the sale of fermented malt beverages and intoxicating liquors.

**Signature:** Kimberly Muench     **Email:** muenchkimberly@yahoo.com  
**Printed Name:** Kimberly Muench     **Date:** 4/8/2022

**FOR MUNICIPALITY USE ONLY BELOW THIS LINE**

<b>Police Department Recommendation and Comments:</b>		<b>Public Safety Committee:</b>	
		Approved: _____ Denied: _____ Date: _____	
		Clerk's Office Signature _____ Date _____	
<b>Approved:</b> <u>[Signature]</u>		<b>Receipt #</b>	
<b>Denied:</b> _____			
<b>Police Chief's Signature</b>		<b>Date</b>	
		<u>5/10/22</u>	







# APPLICATION FOR OPERATOR'S LICENSE

CITY OF EVANSVILLE CITY CLERK'S OFFICE

31 S. Madison St, PO Box 529, Evansville, WI 53536

New Operator's License: \$35.00     Renewal Operator's License: \$35.00     Provisional License: \$15.00

**NOTE: APPLICATION FEE WILL NOT BE REFUNDED IF DENIED OR WITHDRAWN.**

A Police check will be completed. Please read carefully and answer honestly. Falsification and/or misrepresentation may be grounds for denial of license/permit. Applicant cannot reapply for a 6 month period from date of denial. If you have any doubt as to whether to include the facts of a specific incident it is recommended that you disclose the information. If you are unsure about how to respond to any questions on this form, check with the City Clerk for clarification. You can obtain information regarding your arrest and conviction record from the police department and/or the court with which you interacted, or the Wisconsin Circuit Court Access website at: <https://www.wicourts.gov/casesearch.htm> (CCAP may not provide comprehensive list of all arrests/convictions).

1. LEGAL NAME: <u>Nicholle Lynn Wagner</u>			DATE OF BIRTH: <u>XXXXXX</u>		
First		Middle		Last	
ADDRESS: <u>XXXXXXXXXX</u>			PHONE: <u>XXXXXXXX</u>		
CITY: <u>Evansville</u>		STATE: <u>WI</u>		ZIP: <u>53536</u>	
GENDER: Male <input type="checkbox"/> Female <input checked="" type="checkbox"/>			Driver's License No.: <u>XXXXXXXXXX</u>		
Issuing State: <u>WI</u>			HOW LONG HAVE YOU LIVED AT ABOVE ADDRESS? <u>13yrs</u>		
Former Name(s): <u>Nicholle Lynn Sippel</u>			Prior Street Address if Above Address is Less Than 5 Years State Zip From To		
City		State		Zip	
From		To			

### ARREST AND CONVICTION RECORD (Anywhere within the United States of America)

2. Have you ever been cited and/or convicted of a felony?	Yes	<input checked="" type="radio"/> No
3. Have you ever been cited and/or convicted of a misdemeanor?	Yes	<input checked="" type="radio"/> No
4. Within the past ten (10) years, have you been arrested for, received a summons to appear in court for, or forfeited a bond for any of the following:		
a) Any underage alcohol violation?	Yes	<input checked="" type="radio"/> No
b) Operating a motor vehicle while intoxicated?	Yes	<input checked="" type="radio"/> No
c) Selling or furnishing alcoholic beverages to underage person?	Yes	<input checked="" type="radio"/> No
d) Permitting underage person on licensed premises?	Yes	<input checked="" type="radio"/> No
e) Allowing persons on licensed premises after closing?	Yes	<input checked="" type="radio"/> No
f) Any alcohol related violation other than a, b, c, d, and e?	Yes	<input checked="" type="radio"/> No
g) Sale of legal or illegal drugs to include prescription medications or possession of any illegal drugs to include prescription medications not prescribed to you?	Yes	<input checked="" type="radio"/> No
h) Fighting, disorderly conduct, assault, or battery?	Yes	<input checked="" type="radio"/> No
i) Resisting arrest, interfering with a police officer or obstructing an officer?	Yes	<input checked="" type="radio"/> No
j) Any crime or ordinance violation not listed above other than traffic or parking tickets?	Yes	<input checked="" type="radio"/> No

5. For each YES response above, you must identify all violations below. Attach additional sheets if necessary or continue on the back of this application.

TYPE OF ARREST, SUMMONS, VIOLATION OR CHARGE	MONTH/YEAR	CITY	STATE

Within the last two (2) years, did you have and/or complete one of the following: <input type="checkbox"/> Successfully completed a Responsible Alcohol Servers Course <input checked="" type="checkbox"/> Held an Operator's License issued in Wisconsin	Attach certificate of completion for Responsible Alcohol Servers Course <input type="checkbox"/> An alcohol agent for a retail alcohol license <input type="checkbox"/> The sole proprietor of retail alcohol license
---	---

6. CERTIFICATION: I do hereby swear, under penalty of perjury, that I am the person who made and signed the foregoing application for an operator's license, and that all statements herein are complete, true and correct. I further understand a full background investigation may be conducted by the Evansville Police Department prior to consideration of this application. Additionally, I understand that this application may be denied if it contains any falsification and that I will not be able to reapply for a 6 month period. I do further agree to comply with all laws, resolutions, ordinances, and regulations, federal, state or local affecting the sale of fermented malt beverages and intoxicating liquors.

Signature: <u></u>	Email: <u>micki@creeksideplace.org</u>
Printed Name: <u>Nicholle L. Wagner</u>	Date: <u>4/5/2022</u>

**FOR MUNICIPALITY USE ONLY BELOW THIS LINE**

Police Department Recommendation and Comments:  Approved: <u></u> Denied: _____ Police Chief's Signature	Public Safety Committee: Approved: _____ Denied: _____ Date: _____  Clerk's Office Signature _____ Date _____
	Receipt # _____  Date: <u>5/10/22</u>





# APPLICATION FOR OPERATOR'S LICENSE

CITY OF EVANSVILLE CITY CLERK'S OFFICE  
31 S. Madison St, PO Box 529, Evansville, WI 53536

New Operator's License: \$35.00    
  Renewal Operator's License: \$35.00    
  Provisional License: \$15.00

**NOTE: APPLICATION FEE WILL NOT BE REFUNDED IF DENIED OR WITHDRAWN.**

A Police check will be completed. Please read carefully and answer honestly. Falsification and/or misrepresentation may be grounds for denial of license/permit. Applicant cannot reapply for a 6 month period from date of denial. If you have any doubt as to whether to include the facts of a specific incident it is recommended that you disclose the information. If you are unsure about how to respond to any questions on this form, check with the City Clerk for clarification. You can obtain information regarding your arrest and conviction record from the police department and/or the court with which you interacted, or the Wisconsin Circuit Court Access website at: <https://www.wicourts.gov/caserecord.htm> (CCAP may not provide comprehensive list of all arrests/convictions).

**1. LEGAL NAME:** BRENDA L STEVENS  
First Middle Last  
**DATE OF BIRTH:** XXXXXXXXXX  
**ADDRESS:** XXXXXXXXXXXXXXXXXXXXXXXXXXXX  
**PHONE:** XXXXXXXXXX  
**CITY:** EVANSVILLE     **STATE:** WI     **ZIP:** 53536  
**GENDER:** Male  Female   
**Driver's License No.:** XXXXXXXXXXXX     **Issuing State:** WI  
**HOW LONG HAVE YOU LIVED AT ABOVE ADDRESS?** Lo yrs     **Former Name(s):** BRENDA BOBERT  
**Prior Street Address if Above Address is Less Than 5 Years State Zip From To**

City	State	Zip	From	To

### ARREST AND CONVICTION RECORD (Anywhere within the United States of America)

<b>2. Have you ever been cited and/or convicted of a felony?</b>	Yes	<input checked="" type="radio"/> No
<b>3. Have you ever been cited and/or convicted of a misdemeanor?</b>	<input checked="" type="radio"/> Yes	No
<b>4. Within the past ten (10) years, have you been arrested for, received a summons to appear in court for, or forfeited a bond for any of the following:</b>		
a) Any underage alcohol violation?	Yes	<input checked="" type="radio"/> No
b) Operating a motor vehicle while intoxicated?	Yes	<input checked="" type="radio"/> No
c) Selling or furnishing alcoholic beverages to underage person?	Yes	<input checked="" type="radio"/> No
d) Permitting underage person on licensed premises?	Yes	<input checked="" type="radio"/> No
e) Allowing persons on licensed premises after closing?	Yes	<input checked="" type="radio"/> No
f) Any alcohol related violation other than a, b, c, d, and e?	Yes	<input checked="" type="radio"/> No
g) Sale of legal or illegal drugs to include prescription medications or possession of any illegal drugs to include prescription medications not prescribed to you?	Yes	<input checked="" type="radio"/> No
h) Fighting, disorderly conduct, assault, or battery?	Yes	<input checked="" type="radio"/> No
i) Resisting arrest, interfering with a police officer or obstructing an officer?	Yes	<input checked="" type="radio"/> No
j) Any crime or ordinance violation not listed above other than traffic or parking tickets?	Yes	<input checked="" type="radio"/> No

**5. For each YES response above, you must identify all violations below. Attach additional sheets if necessary or continue on the back of this application.**

TYPE OF ARREST, SUMMONS, VIOLATION OR CHARGE	MONTH/YEAR	CITY	STATE
<u>Domestic Disorderly Conduct</u>	<u>09/2012</u>	<u>Evansville</u>	<u>WI</u>

**Within the last two (2) years, did you have and/or complete one of the following:**

<input type="checkbox"/> Successfully completed a Responsible Alcohol Servers Course	<input type="checkbox"/> Attach certificate of completion for Responsible Alcohol Servers Course
<input checked="" type="checkbox"/> Held an Operator's License issued in Wisconsin <u>20/22 - 16 yrs</u>	<input type="checkbox"/> An alcohol agent for a retail alcohol license
	<input type="checkbox"/> The sole proprietor of retail alcohol license

**6. CERTIFICATION:** I do hereby swear, under penalty of perjury, that I am the person who made and signed the foregoing application for an operator's license, and that all statements herein are complete, true and correct. I further understand a full background investigation may be conducted by the Evansville Police Department prior to consideration of this application. Additionally, I understand that this application may be denied if it contains any falsification and that I will not be able to reapply for a 6 month period. I do further agree to comply with all laws, resolutions, ordinances, and regulations, federal, state or local affecting the sale of fermented malt beverages and intoxicating liquors.

**Signature:** BRENDA STEVENS     **Email:** \_\_\_\_\_  
**Printed Name:** BRENDA STEVENS     **Date:** 4/12/22

**FOR MUNICIPALITY USE ONLY BELOW THIS LINE**

<b>Police Department Recommendation and Comments:</b>		<b>Public Safety Committee:</b> <u>Filed To:</u> _____	
		<b>Approved:</b> _____ <b>Denied:</b> <u>City of Evansville</u> <b>Date:</b> _____	
		<b>Clerk's Office Signature</b> _____ <b>Date</b> _____	
<b>Approved:</b> <u>[Signature]</u>	<b>Denied:</b> _____	<b>Receipt #</b> _____	
<b>Police Chief's Signature</b>	<b>Date:</b> <u>5/10/22</u>	Receipt: L147770     \$5.00 ALL # 007 Apr 12, 2022 02:26PM	





# APPLICATION FOR OPERATOR'S LICENSE

CITY OF EVANSVILLE CITY CLERK'S OFFICE

31 S. Madison St, PO Box 529, Evansville, WI 53536

New Operator's License: \$35.00     Renewal Operator's License: \$35.00     Provisional License: \$15.00

**NOTE: APPLICATION FEE WILL NOT BE REFUNDED IF DENIED OR WITHDRAWN.**

A Police check will be completed. Please read carefully and answer honestly. Falsification and/or misrepresentation may be grounds for denial of license/permit. Applicant cannot reapply for a 6 month period from date of denial. If you have any doubt as to whether to include the facts of a specific incident it is recommended that you disclose the information. If you are unsure about how to respond to any questions on this form, check with the City Clerk for clarification. You can obtain information regarding your arrest and conviction record from the police department and/or the court with which you interacted, or the Wisconsin Circuit Court Access website at: <https://www.wicourts.gov/caserearch.htm> (CCAP may not provide comprehensive list of all arrests/convictions).

1. LEGAL NAME: Donna K Nipple      DATE OF BIRTH: 5-27-1959  
First Middle Last      XXXXXXXXXX

ADDRESS: XXXXXXXXXXXXXXXXXXXX      PHONE: XXXXXXXXXXXX

CITY: Evansville      STATE: WI      ZIP: 53536      GENDER: Male  Female

Driver's License No.: XXXXXXXXXXXXXXXXXX      Issuing State: WI

HOW LONG HAVE YOU LIVED AT ABOVE ADDRESS? 3yrs      Former Name(s):

Prior Street Address if Above Address is Less Than 5 Years State	City	State	Zip	From	To
<u>226 W. Liberty St.</u>	<u>Evansville</u>	<u>WI</u>	<u>53536</u>		

### ARREST AND CONVICTION RECORD (Anywhere within the United States of America)

2. Have you ever been cited and/or convicted of a felony?	Yes	<input checked="" type="checkbox"/> No
3. Have you ever been cited and/or convicted of a misdemeanor?	Yes	<input type="checkbox"/> No
4. Within the past ten (10) years, have you been arrested for, received a summons to appear in court for, or forfeited a bond for any of the following:	Yes	<input checked="" type="checkbox"/> No
a) Any underage alcohol violation?	Yes	<input checked="" type="checkbox"/> No
b) Operating a motor vehicle while intoxicated?	Yes	<input checked="" type="checkbox"/> No
c) Selling or furnishing alcoholic beverages to underage person?	Yes	<input checked="" type="checkbox"/> No
d) Permitting underage person on licensed premises?	Yes	<input checked="" type="checkbox"/> No
e) Allowing persons on licensed premises after closing?	Yes	<input checked="" type="checkbox"/> No
f) Any alcohol related violation other than a, b, c, d, and e?	Yes	<input checked="" type="checkbox"/> No
g) Sale of legal or illegal drugs to include prescription medications or possession of any illegal drugs to include prescription medications not prescribed to you?	Yes	<input checked="" type="checkbox"/> No
h) Fighting, disorderly conduct, assault, or battery?	Yes	<input checked="" type="checkbox"/> No
i) Resisting arrest, interfering with a police officer or obstructing an officer?	Yes	<input checked="" type="checkbox"/> No
j) Any crime or ordinance violation not listed above other than traffic or parking tickets?	Yes	<input checked="" type="checkbox"/> No

5. For each YES response above, you must identify all violations below. Attach additional sheets if necessary or continue on the back of this application.

TYPE OF ARREST, SUMMONS, VIOLATION OR CHARGE	MONTH/YEAR	CITY	STATE
<u>OWI</u>	<u>04/10</u>	<u>Jefferson</u>	<u>WI</u>

Within the last two (2) years, did you have and/or complete one of the following:

<input type="checkbox"/> Successfully completed a Responsible Alcohol Servers Course	<input type="checkbox"/> Attach certificate of completion for Responsible Alcohol Servers Course
<input checked="" type="checkbox"/> Held an Operator's License issued in Wisconsin <u>2022-12 ON</u>	<input type="checkbox"/> An alcohol agent for a retail alcohol license
	<input type="checkbox"/> The sole proprietor of retail alcohol license

6. CERTIFICATION: I do hereby swear, under penalty of perjury, that I am the person who made and signed the foregoing application for an operator's license, and that all statements herein are complete, true and correct. I further understand a full background investigation may be conducted by the Evansville Police Department prior to consideration of this application. Additionally, I understand that this application may be denied if it contains any falsification and that I will not be able to reapply for a 6 month period. I do further agree to comply with all laws, resolutions, ordinances, and regulations, federal, state or local affecting the sale of fermented malt beverages and intoxicating liquors.

Signature: Donna K. Nipple      Email: \_\_\_\_\_  
 Printed Name: Denna K. Nipple      Date: 4-11-2022

**FOR MUNICIPALITY USE ONLY BELOW THIS LINE**

Police Department Recommendation and Comments:	Public Safety Committee: <u>Paid To:</u>
	Approved: _____ Denied: <u>City of Evansville</u> Date: _____
	Clerk's Office Signature _____ Date _____
Approved: <u>[Signature]</u>	Receipt # _____
Denied: _____	Receipt: <u>1.147770</u> <u>05.09</u>
<u>5/10/22</u>	ALL N ONE
Police Chief's Signature	Apr 12, 2022 02:26PM
Date	





# APPLICATION FOR OPERATOR'S LICENSE

CITY OF EVANSVILLE CITY CLERK'S OFFICE

31 S. Madison St, PO Box 529, Evansville, WI 53536

New Operator's License: \$35.00    
  Renewal Operator's License: \$35.00    
  Provisional License: \$15.00

**NOTE: APPLICATION FEE WILL NOT BE REFUNDED IF DENIED OR WITHDRAWN.**

A Police check will be completed. Please read carefully and answer honestly. Falsification and/or misrepresentation may be grounds for denial of license/permit. Applicant cannot reapply for a 6 month period from date of denial. If you have any doubt as to whether to include the facts of a specific incident it is recommended that you disclose the information. If you are unsure about how to respond to any questions on this form, check with the City Clerk for clarification. You can obtain information regarding your arrest and conviction record from the police department and/or the court with which you interacted, or the Wisconsin Circuit Court Access website at: <https://www.wicourts.gov/casesearch.htm> (CCAP may not provide comprehensive list of all arrests/convictions).

**1. LEGAL NAME:** Christina <sup>First</sup> KayLee <sup>Middle</sup> Judd <sup>Last</sup>     **DATE OF BIRTH:** ~~08/11/2000~~  
**ADDRESS:** ~~XXXXXXXXXXXXXXXXXX~~     **PHONE:** ~~XXXXXXXXXX~~  
**CITY:** Evansville     **STATE:** WI     **ZIP:** 53536     **GENDER:** Male  Female   
**Driver's License No.:** ~~XXXXXXXXXXXX~~     **Issuing State:** WI  
**HOW LONG HAVE YOU LIVED AT ABOVE ADDRESS?** 10 years     **Former Name(s):** —  
**Prior Street Address if Above Address is Less Than 5 Years State Zip From To**

City	State	Zip	From	To

**ARREST AND CONVICTION RECORD**  
(Anywhere within the United States of America).

**2. Have you ever been cited and/or convicted of a felony?**     Yes      No   
**3. Have you ever been cited and/or convicted of a misdemeanor?**      Yes  No  
**4. Within the past ten (10) years, have you been arrested for, received a summons to appear in court for, or forfeited a bond for any of the following:**

Question	Yes	No
a) Any underage alcohol violation?	<input checked="" type="radio"/>	<input type="radio"/>
b) Operating a motor vehicle while intoxicated?	<input type="radio"/>	<input checked="" type="radio"/>
c) Selling or furnishing alcoholic beverages to underage person?	<input type="radio"/>	<input checked="" type="radio"/>
d) Permitting underage person on licensed premises?	<input type="radio"/>	<input checked="" type="radio"/>
e) Allowing persons on licensed premises after closing?	<input type="radio"/>	<input checked="" type="radio"/>
f) Any alcohol related violation other than a, b, c, d, and e?	<input type="radio"/>	<input checked="" type="radio"/>
g) Sale of legal or illegal drugs to include prescription medications or possession of any illegal drugs to include prescription medications not prescribed to you?	<input type="radio"/>	<input checked="" type="radio"/>
h) Fighting, disorderly conduct, assault, or battery?	<input type="radio"/>	<input checked="" type="radio"/>
i) Resisting arrest, interfering with a police officer or obstructing an officer?	<input type="radio"/>	<input checked="" type="radio"/>
j) Any crime or ordinance violation not listed above other than traffic or parking tickets?	<input type="radio"/>	<input checked="" type="radio"/>

**5. For each YES response above, you must identify all violations below. Attach additional sheets if necessary or continue on the back of this application.**

TYPE OF ARREST, SUMMONS, VIOLATION OR CHARGE	MONTH/YEAR	CITY	STATE
Open intoxicantes in motor <del>ve</del> vehicle underage	03/20	Oregon	WI

**Within the last two (2) years, did you have and/or complete one of the following:**

<input type="checkbox"/> Successfully completed a Responsible Alcohol Servers Course	<input type="checkbox"/> Attach certificate of completion for Responsible Alcohol Servers Course
<input type="checkbox"/> Held an Operator's License issued in Wisconsin	<input type="checkbox"/> An alcohol agent for a retail alcohol license
	<input type="checkbox"/> The sole proprietor of retail alcohol license

**6. CERTIFICATION:** I do hereby swear, under penalty of perjury, that I am the person who made and signed the foregoing application for an operator's license, and that all statements herein are complete, true and correct. I further understand a full background investigation may be conducted by the Evansville Police Department prior to consideration of this application. Additionally, I understand that this application may be denied if it contains any falsification and that I will not be able to reapply for a 6 month period. I do further agree to comply with all laws, resolutions, ordinances, and regulations, federal, state or local affecting the sale of fermented malt beverages and intoxicating liquors.

**Signature:** Christina Judd     **Email:** ChristinaKayJudd@gmail.com  
**Printed Name:** Christina Judd     **Date:** 04/22/22

**FOR MUNICIPALITY USE ONLY BELOW THIS LINE**

**Police Department Recommendation and Comments:** \* Did not locate Misdemeanor she disclosed     **Public Safety Committee:**  
**Approved:** \_\_\_\_\_ **Denied:** \_\_\_\_\_ **Date:** \_\_\_\_\_  
**Clerk's Office Signature:** \_\_\_\_\_ **Date:** \_\_\_\_\_  
**Approved:** [Signature]     **Denied:** \_\_\_\_\_     **Receipt #** 1.147930 \$35.00  
**Police Chief's Signature:** [Signature]     **Date:** 5/10/22







# APPLICATION FOR OPERATOR'S LICENSE

CITY OF EVANSVILLE CITY CLERK'S OFFICE

31 S. Madison St, PO Box 529, Evansville, WI 53536

New Operator's License: \$35.00    
  Renewal Operator's License: \$35.00    
  Provisional License: \$15.00

**NOTE: APPLICATION FEE WILL NOT BE REFUNDED IF DENIED OR WITHDRAWN.**

A Police check will be completed. Please read carefully and answer honestly. Falsification and/or misrepresentation may be grounds for denial of license/permit. Applicant cannot reapply for a 6 month period from date of denial. If you have any doubt as to whether to include the facts of a specific incident it is recommended that you disclose the information. If you are unsure about how to respond to any questions on this form, check with the City Clerk for clarification. You can obtain information regarding your arrest and conviction record from the police department and/or the court with which you interacted, or the Wisconsin Circuit Court Access website at: <https://www.wicourts.gov/casesearch.htm> (CCAP may not provide comprehensive list of all arrests/convictions).

**1. LEGAL NAME:** Sheri Lynn Biddick  
First Middle Last  
**DATE OF BIRTH:** ~~XXXXXXXXXX~~  
**ADDRESS:** ~~XXXXXXXXXXXXXXXXXXXX~~  
**PHONE:** ~~XXXXXXXXXXXX~~  
**CITY:** Evansville     **STATE:** Wi.     **ZIP:** 53536     **GENDER:** Male  Female   
**Driver's License No.:** ~~XXXXXXXXXXXX~~     **Issuing State:** WI.  
**HOW LONG HAVE YOU LIVED AT ABOVE ADDRESS?** 10 Yrs.  
**Former Name(s):** Brassington, Sheri  
**Prior Street Address if Above Address is Less Than 5 Years State Zip From To**

City	State	Zip	From	To

**ARREST AND CONVICTION RECORD**  
(Anywhere within the United States of America).

2. Have you ever been cited and/or convicted of a felony?	Yes	<input type="radio"/> No
3. Have you ever been cited and/or convicted of a misdemeanor?	Yes	<input type="radio"/> No
4. Within the past ten (10) years, have you been arrested for, received a summons to appear in court for, or forfeited a bond for any of the following:		
a) Any underage alcohol violation?	Yes	<input type="radio"/> No
b) Operating a motor vehicle while intoxicated?	Yes	<input type="radio"/> No
c) Selling or furnishing alcoholic beverages to underage person?	Yes	<input type="radio"/> No
d) Permitting underage person on licensed premises?	Yes	<input type="radio"/> No
e) Allowing persons on licensed premises after closing?	Yes	<input type="radio"/> No
f) Any alcohol related violation other than a, b, c, d, and e?	Yes	<input type="radio"/> No
g) Sale of legal or illegal drugs to include prescription medications or possession of any illegal drugs to include prescription medications not prescribed to you?	Yes	<input type="radio"/> No
h) Fighting, disorderly conduct, assault, or battery?	Yes	<input type="radio"/> No
i) Resisting arrest, interfering with a police officer or obstructing an officer?	<input checked="" type="radio"/> Yes	<input type="radio"/> No
j) Any crime or ordinance violation not listed above other than traffic or parking tickets?	Yes	<input type="radio"/> No

5. For each YES response above, you must identify all violations below. Attach additional sheets if necessary or continue on the back of this application.

TYPE OF ARREST, SUMMONS, VIOLATION OR CHARGE	MONTH/YEAR	CITY	STATE
Disorderly conduct/dropped	2013/14?	Evansville	Wi.

Within the last two (2) years, did you have and/or complete one of the following:

<input type="checkbox"/> Successfully completed a Responsible Alcohol Servers Course	Attach certificate of completion for Responsible Alcohol Servers Course
<input checked="" type="checkbox"/> Held an Operator's License issued in Wisconsin	<input type="checkbox"/> An alcohol agent for a retail alcohol license
	<input type="checkbox"/> The sole proprietor of retail alcohol license

**6. CERTIFICATION:** I do hereby swear, under penalty of perjury, that I am the person who made and signed the foregoing application for an operator's license, and that all statements herein are complete, true and correct. I further understand a full background investigation may be conducted by the Evansville Police Department prior to consideration of this application. Additionally, I understand that this application may be denied if it contains any falsification and that I will not be able to reapply for a 6 month period. I do further agree to comply with all laws, resolutions, ordinances, and regulations, federal, state or local affecting the sale of fermented malt beverages and intoxicating liquors.

**Signature:** Sheri Biddick     **Email:** sbiddick33@icloud.com  
**Printed Name:** Sheri Biddick     **Date:** 4/21/22

**FOR MUNICIPALITY USE ONLY BELOW THIS LINE**

<b>Police Department Recommendation and Comments:</b>  Approved: <u>[Signature]</u> Denied: <u>5/10/22</u> <small>Police Chief's Signature Date</small>	<b>Public Safety Committee:</b> Approved: _____ Denied: _____ Paid to: _____ Date: _____ City of Evansville Clerk's Office Signature _____ Date _____ Receipt # _____ Receipt: 1.148183     35.00 BIDDICK, SHERI May 3, 2022 12:00PM
---	--





# APPLICATION FOR OPERATOR'S LICENSE

CITY OF EVANSVILLE CITY CLERK'S OFFICE

31 S. Madison St, PO Box 529, Evansville, WI 53536

New Operator's License: \$35.00     Renewal Operator's License: \$35.00     Provisional License: \$15.00

**NOTE: APPLICATION FEE WILL NOT BE REFUNDED IF DENIED OR WITHDRAWN.**

A Police check will be completed. Please read carefully and answer honestly. Falsification and/or misrepresentation may be grounds for denial of license/permit. Applicant cannot reapply for a 6 month period from date of denial. If you have any doubt as to whether to include the facts of a specific incident it is recommended that you disclose the information. If you are unsure about how to respond to any questions on this form, check with the City Clerk for clarification. You can obtain information regarding your arrest and conviction record from the police department and/or the court with which you interacted, or the Wisconsin Circuit Court Access website at: <https://www.wicourts.gov/casesearch.htm> (CCAP may not provide comprehensive list of all arrests/convictions).

1. LEGAL NAME: Michelle Veronica Garcia  
First Middle Last  
 DATE OF BIRTH: 5/22/84  
 ADDRESS: XXXXXXXXXXXXXX  
 PHONE: XXXXXXXXXX  
 CITY: Evansville STATE: WI ZIP: 53536  
 GENDER: Male Female   
 Driver's License No.: XXXXXXXXXXXXXX Issuing State: WI  
 HOW LONG HAVE YOU LIVED AT ABOVE ADDRESS? 1 year Former Name(s):  
 Prior Street Address if Above Address is Less Than 5 Years State Zip From To  
305 E. Main St. Albany WI 53502 2017 2020 ?

**ARREST AND CONVICTION RECORD**  
(Anywhere within the United States of America).

2. Have you ever been cited and/or convicted of a felony? Deferred prosecution agreement Yes  No   
 3. Have you ever been cited and/or convicted of a misdemeanor? " Yes  No   
 4. Within the past ten (10) years, have you been arrested for, received a summons to appear in court for, or forfeited a bond for any of the following:  
 a) Any underage alcohol violation? Yes  No   
 b) Operating a motor vehicle while intoxicated? Yes  No   
 c) Selling or furnishing alcoholic beverages to underage person? Yes  No   
 d) Permitting underage person on licensed premises? Yes  No   
 e) Allowing persons on licensed premises after closing? Yes  No   
 f) Any alcohol related violation other than a, b, c, d, and e? Yes  No   
 g) Sale of legal or illegal drugs to include prescription medications or possession of any illegal drugs to include prescription medications not prescribed to you? Yes  No   
 h) Fighting, disorderly conduct, assault, or battery? Yes  No   
 i) Resisting arrest, interfering with a police officer or obstructing an officer? Yes  No   
 j) Any crime or ordinance violation not listed above other than traffic or parking tickets? Yes  No

5. For each YES response above, you must identify all violations below. Attach additional sheets if necessary or continue on the back of this application.

TYPE OF ARREST, SUMMONS, VIOLATION OR CHARGE	MONTH/YEAR	CITY	STATE

Within the last two (2) years, did you have and/or complete one of the following:  
 Successfully completed a Responsible Alcohol Servers Course     An alcohol agent for a retail alcohol license  
 Held an Operator's License issued in Wisconsin     The sole proprietor of retail alcohol license

6. CERTIFICATION: I do hereby swear, under penalty of perjury, that I am the person who made and signed the foregoing application for an operator's license, and that all statements herein are complete, true and correct. I further understand a full background investigation may be conducted by the Evansville Police Department prior to consideration of this application. Additionally, I understand that this application may be denied if it contains any falsification and that I will not be able to reapply for a 6 month period. I do further agree to comply with all laws, resolutions, ordinances, and regulations, federal, state or local affecting the sale of fermented malt beverages and intoxicating liquors.

Signature: [Signature] Email: n/a  
 Printed Name: Michelle Garcia Date: 4/18/22

**FOR MUNICIPALITY USE ONLY BELOW THIS LINE**

Police Department Recommendation and Comments:  
2020 Deferred prosecution for D.C. Child Abuse, Battery - Dismissed on prosecutors motion.  
 Public Safety Committee:  
 Approved: \_\_\_\_\_ Denied: \_\_\_\_\_ Date: \_\_\_\_\_  
 Clerk's Office Signature: \_\_\_\_\_ Date: \_\_\_\_\_  
 Approved: [Signature] Denied: \_\_\_\_\_  
 Receipt # 1.147929 \$ 35.00  
 Police Chief's Signature: [Signature] Date: 5/10/22





# APPLICATION FOR OPERATOR'S LICENSE

CITY OF EVANSVILLE CITY CLERK'S OFFICE  
31 S. Madison St, PO Box 529, Evansville, WI 53536

New Operator's License: \$35.00    
  Renewal Operator's License: \$35.00    
  Provisional License: \$15.00

**NOTE: APPLICATION FEE WILL NOT BE REFUNDED IF DENIED OR WITHDRAWN.**

A Police check will be completed. Please read carefully and answer honestly. Falsification and/or misrepresentation may be grounds for denial of license/permit. Applicant cannot reapply for a 6 month period from date of denial. If you have any doubt as to whether to include the facts of a specific incident it is recommended that you disclose the information. If you are unsure about how to respond to any questions on this form, check with the City Clerk for clarification. You can obtain information regarding your arrest and conviction record from the police department and/or the court with which you interacted, or the Wisconsin Circuit Court Access website at: <https://www.wicourts.gov/caserech.htm> (CCAP may not provide comprehensive list of all arrests/convictions).

**1. LEGAL NAME:** Sue E. Katzenmeyer     **DATE OF BIRTH:** XXXXXX/XXXX/XXXX  
First Middle Last  
**ADDRESS:** XXXXXX/XXXXXX/XXXXXX     **PHONE:** XXXXXX/XXXX/XXXX  
**CITY:** EVANSVILLE     **STATE:** WI     **ZIP:** 53536     **GENDER:** Male  Female   
**Driver's License No.:** XXXXXXXXXXXXXX     **Issuing State:** \_\_\_\_\_  
**HOW LONG HAVE YOU LIVED AT ABOVE ADDRESS?** 4 1/2 yrs.     **Former Name(s):** \_\_\_\_\_  
**Prior Street Address if Above Address is Less Than 5 Years State Zip From To**

State	Zip	From	To

### ARREST AND CONVICTION RECORD (Anywhere within the United States of America).

**2. Have you ever been cited and/or convicted of a felony?**     Yes  No   
**3. Have you ever been cited and/or convicted of a misdemeanor?**     Yes  No   
**4. Within the past ten (10) years, have you been arrested for, received a summons to appear in court for, or forfeited a bond for any of the following:**

Question	Yes	No
a) Any underage alcohol violation?	Yes	<input checked="" type="checkbox"/>
b) Operating a motor vehicle while intoxicated?	Yes	<input checked="" type="checkbox"/>
c) Selling or furnishing alcoholic beverages to underage person?	Yes	<input checked="" type="checkbox"/>
d) Permitting underage person on licensed premises?	Yes	<input checked="" type="checkbox"/>
e) Allowing persons on licensed premises after closing?	Yes	<input checked="" type="checkbox"/>
f) Any alcohol related violation other than a, b, c, d, and e?	Yes	<input checked="" type="checkbox"/>
g) Sale of legal or illegal drugs to include prescription medications or possession of any illegal drugs to include prescription medications not prescribed to you?	Yes	<input checked="" type="checkbox"/>
h) Fighting, disorderly conduct, assault, or battery?	Yes	<input checked="" type="checkbox"/>
i) Resisting arrest, interfering with a police officer or obstructing an officer?	Yes	<input checked="" type="checkbox"/>
j) Any crime or ordinance violation not listed above other than traffic or parking tickets?	Yes	<input checked="" type="checkbox"/>

**5. For each YES response above, you must identify all violations below. Attach additional sheets if necessary or continue on the back of this application.**

TYPE OF ARREST, SUMMONS, VIOLATION OR CHARGE	MONTH/YEAR	CITY	STATE

**Within the last two (2) years, did you have and/or complete one of the following:**

<input checked="" type="checkbox"/> Successfully completed a Responsible Alcohol Servers Course	<input type="checkbox"/> Attach certificate of completion for Responsible Alcohol Servers Course
<input checked="" type="checkbox"/> Held an Operator's License issued in Wisconsin	<input type="checkbox"/> An alcohol agent for a retail alcohol license
	<input type="checkbox"/> The sole proprietor of retail alcohol license

**6. CERTIFICATION:** I do hereby swear, under penalty of perjury, that I am the person who made and signed the foregoing application for an operator's license, and that all statements herein are complete, true and correct. I further understand a full background investigation may be conducted by the Evansville Police Department prior to consideration of this application. Additionally, I understand that this application may be denied if it contains any falsification and that I will not be able to reapply for a 6 month period. I do further agree to comply with all laws, resolutions, ordinances, and regulations, federal, state or local affecting the sale of fermented malt beverages and intoxicating liquors.

**Signature:** Sue E. Katzenmeyer     **Email:** Sue.Katzenmeyer@a.com  
**Printed Name:** Sue E. Katzenmeyer     **Date:** 4-18-22

**FOR MUNICIPALITY USE ONLY BELOW THIS LINE**

<b>Police Department Recommendation and Comments:</b>		<b>Public Safety Committee:</b>	
		Approved: _____	Denied: _____
		Date: _____	
		Clerk's Office Signature _____	Date _____
Approved: <u>[Signature]</u>	Denied: _____	Receipt # <u>1,147,929 \$35.00</u>	
Police Chief's Signature	Date: <u>5/10/22</u>		





# APPLICATION FOR OPERATOR'S LICENSE

CITY OF EVANSVILLE CITY CLERK'S OFFICE  
31 S. Madison St, PO Box 529, Evansville, WI 53536

New Operator's License: \$35.00    
  Renewal Operator's License: \$35.00    
  Provisional License: \$15.00

**NOTE: APPLICATION FEE WILL NOT BE REFUNDED IF DENIED OR WITHDRAWN.**

A Police check will be completed. Please read carefully and answer honestly. Falsification and/or misrepresentation may be grounds for denial of license/permit. Applicant cannot reapply for a 6 month period from date of denial. If you have any doubt as to whether to include the facts of a specific incident it is recommended that you disclose the information. If you are unsure about how to respond to any questions on this form, check with the City Clerk for clarification. You can obtain information regarding your arrest and conviction record from the police department and/or the court with which you interacted, or the Wisconsin Circuit Court Access website at: <https://www.wicourts.gov/casesearch.htm> (CCAP may not provide comprehensive list of all arrests/convictions).

**1. LEGAL NAME:** Bettina Sue VanDeMark  
First Middle Last

**DATE OF BIRTH:** XXXXXXXXXX

**ADDRESS:** XXXXXXXXXXXXXX

**PHONE:** XXXXXXXX 3881

**CITY:** Evansville     **STATE:** Wi.     **ZIP:** 53536

**GENDER:** Male  Female

**Driver's License No.:** XXXXXXXXXXXXXX     **Issuing State:** Wisconsin

**HOW LONG HAVE YOU LIVED AT ABOVE ADDRESS?** 28 1/2 yrs.

**Former Name(s):** Beard, Jacobson

Prior Street Address if Above Address is Less Than 5 Years	State	Zip	From	To

### ARREST AND CONVICTION RECORD (Anywhere within the United States of America).

**2. Have you ever been cited and/or convicted of a felony?**     Yes  No

**3. Have you ever been cited and/or convicted of a misdemeanor?**     Yes  No

**4. Within the past ten (10) years, have you been arrested for, received a summons to appear in court for, or forfeited a bond for any of the following:**

Question	Yes	No
a) Any underage alcohol violation?	<input type="checkbox"/>	<input checked="" type="checkbox"/>
b) Operating a motor vehicle while intoxicated?	<input type="checkbox"/>	<input checked="" type="checkbox"/>
c) Selling or furnishing alcoholic beverages to underage person?	<input type="checkbox"/>	<input checked="" type="checkbox"/>
d) Permitting underage person on licensed premises?	<input type="checkbox"/>	<input checked="" type="checkbox"/>
e) Allowing persons on licensed premises after closing?	<input type="checkbox"/>	<input checked="" type="checkbox"/>
f) Any alcohol related violation other than a, b, c, d, and e?	<input type="checkbox"/>	<input checked="" type="checkbox"/>
g) Sale of legal or illegal drugs to include prescription medications or possession of any illegal drugs to include prescription medications not prescribed to you?	<input type="checkbox"/>	<input checked="" type="checkbox"/>
h) Fighting, disorderly conduct, assault, or battery?	<input type="checkbox"/>	<input checked="" type="checkbox"/>
i) Resisting arrest, interfering with a police officer or obstructing an officer?	<input type="checkbox"/>	<input checked="" type="checkbox"/>
j) Any crime or ordinance violation not listed above other than traffic or parking tickets?	<input type="checkbox"/>	<input checked="" type="checkbox"/>

**5. For each YES response above, you must identify all violations below. Attach additional sheets if necessary or continue on the back of this application.**

TYPE OF ARREST, SUMMONS, VIOLATION OR CHARGE	MONTH/YEAR	CITY	STATE

**Within the last two (2) years, did you have and/or complete one of the following:**

Question	Yes	No
<input type="checkbox"/> Successfully completed a Responsible Alcohol Servers Course	<input type="checkbox"/>	<input checked="" type="checkbox"/>
<input checked="" type="checkbox"/> Held an Operator's License issued in Wisconsin	<input type="checkbox"/>	<input checked="" type="checkbox"/>

**6. CERTIFICATION:** I do hereby swear, under penalty of perjury, that I am the person who made and signed the foregoing application for an operator's license, and that all statements herein are complete, true and correct. I further understand a full background investigation may be conducted by the Evansville Police Department prior to consideration of this application. Additionally, I understand that this application may be denied if it contains any falsification and that I will not be able to reapply for a 6 month period. I do further agree to comply with all laws, resolutions, ordinances, and regulations, federal, state or local affecting the sale of fermented malt beverages and intoxicating liquors.

**Signature:** Bettina Sue VanDeMark     **Email:** vandemarkbtina4@gmail.com  
**Printed Name:** Bettina Sue VanDeMark     **Date:** 4-21-2022

**FOR MUNICIPALITY USE ONLY BELOW THIS LINE**

<b>Police Department Recommendation and Comments:</b>  Approved: <u>[Signature]</u> Denied: <u>5/10/22</u> Police Chief's Signature: _____ Date: _____	<b>Public Safety Committee:</b> Approved: _____ Denied: _____ Date: _____  Clerk's Office Signature: _____ Date: _____  Receipt # _____ Receipts 1-107906 30.00 MAY 07 10:00AM Apr 21, 2022 11:44AM
--	---







# APPLICATION FOR OPERATOR'S LICENSE

CITY OF EVANSVILLE CITY CLERK'S OFFICE  
31 S. Madison St, PO Box 529, Evansville, WI 53536

**New/Renewal Operator's License: \$35.00**       **Provisional Fee: \$15.00**

**NOTE: APPLICATION FEE WILL NOT BE REFUNDED IF DENIED OR WITHDRAWN.**

A Police check will be completed. Please read carefully and answer honestly. Falsification and/or misrepresentation may be grounds for denial of license/permit. Applicant cannot reapply for a 6 month period from date of denial. If you have any doubt as to whether to include the facts of a specific incident it is recommended that you disclose the information. If you are unsure about how to respond to any questions on this form, check with the City Clerk for clarification. You can obtain information regarding your arrest and conviction record from the police department and/or the court with which you interacted, or the Wisconsin Circuit Court Access website at: <https://www.wicourts.gov/casesearch.htm> (CCAP may not provide comprehensive list of all arrests/convictions).

1. LEGAL NAME: Stacey Lynn Hillary - Nolan      DATE OF BIRTH: ~~XXXXXXXXXX~~

ADDRESS: ~~XXXXXXXXXXXXXXXXXXXX~~      PHONE: ~~XXXXXXXXXXXX~~

CITY: Oregon      STATE: WI      ZIP: 53575      Gender: Male  Female

HOW LONG HAVE YOU LIVED AT ABOVE ADDRESS? 6 years      Former Name(s):

Prior Street Address if Above Address is Less Than 5 Years	State	Zip	From	To

Driver's License No.: ~~XXXXXXXXXXXXXXXXXXXX~~      Issuing State: WI

### ARREST AND CONVICTION RECORD

2. Have you ever been convicted of a felony?      Yes       No

3. Within the past ten (10) years, have you been arrested for, received a summons to appear in court for, or forfeited a bond for any of the following in the City of Evansville or the State of Wisconsin?

Question	Yes	No
a) Any underage alcohol violation?	Yes	<input checked="" type="radio"/> No
b) Operating a motor vehicle while intoxicated?	Yes	<input checked="" type="radio"/> No
c) Selling or furnishing alcoholic beverages to underage person?	Yes	<input type="radio"/> No
d) Permitting underage person on licensed premises?	Yes	<input checked="" type="radio"/> No
e) Allowing persons on licensed premises after closing?	Yes	<input checked="" type="radio"/> No
f) Any alcohol related violation other than a, b, c, d, and e?	Yes	<input checked="" type="radio"/> No
g) Sale of legal or illegal drugs to include prescription medications or possession of any illegal drugs to include prescription medications not prescribed to you?	Yes	<input type="radio"/> No
h) Fighting, disorderly conduct, assault, or battery?	Yes	<input checked="" type="radio"/> No
i) Resisting arrest, interfering with a police officer or obstructing an officer?	Yes	<input checked="" type="radio"/> No
j) Any crime or ordinance violation not listed above other than traffic or parking tickets?	Yes	<input checked="" type="radio"/> No

5. For each YES response in #3, you must identify all violations below. Attach additional sheets if necessary or continue on the back of this application.

TYPE OF ARREST, SUMMONS, VIOLATION OR CHARGE	MONTH/YEAR	CITY	STATE

Within the last two (2) years, did you have and/or complete one of the following:

<input checked="" type="checkbox"/> Successfully completed a Responsible Alcohol Servers Course	<input type="checkbox"/> Attach certificate of completion for Responsible Alcohol Servers Course
<input type="checkbox"/> Held an Operator's License issued in Wisconsin	<input type="checkbox"/> An alcohol agent for a retail alcohol license
	<input type="checkbox"/> The sole proprietor of retail alcohol license

6. CERTIFICATION: I do hereby swear, under penalty of perjury, that I am the person who made and signed the foregoing application for an operator's license, and that all statements herein are complete, true and correct. I further understand a full background investigation may be conducted by the Evansville Police Department prior to consideration of this application. Additionally, I understand that this application may be denied if it contains any falsification and that I will not be able to reapply for a 6 month period. I do further agree to comply with all laws, resolutions, ordinances, and regulations, federal, state or local affecting the sale of fermented malt beverages and intoxicating liquors.

Signature: Stacey Hillary Nolan      Email: staceyhillary@gmail.com

Printed Name: Stacey L. Hillary - Nolan      Date: 5/17/2022

FOR MUNICIPALITY USE ONLY BELOW THIS LINE

Police Department Recommendation and Comments:


<p>Approved: <u>[Signature]</u>      Denied: <u>5/20/22</u></p> <p>Police Chief's Signature      Date</p>	<p>City Clerk's Signature      Date</p> <p>Receipt #</p> <p style="text-align: right;">Rec # 1.148352 5/17/22 Mail to All W One</p>
---	---





# APPLICATION FOR OPERATOR'S LICENSE

CITY OF EVANSVILLE CITY CLERK'S OFFICE

31 S. Madison St, PO Box 529, Evansville, WI 53536

**New Operator's License: \$35.00**
 **Renewal Operator's License: \$35.00**
 **Provisional License: \$15.00**

**NOTE: APPLICATION FEE WILL NOT BE REFUNDED IF DENIED OR WITHDRAWN.**

A Police check will be completed. Please read carefully and answer honestly. Falsification and/or misrepresentation may be grounds for denial of license/permit. Applicant cannot reapply for a 6 month period from date of denial. If you have any doubt as to whether to include the facts of a specific incident it is recommended that you disclose the information. If you are unsure about how to respond to any questions on this form, check with the City Clerk for clarification. You can obtain information regarding your arrest and conviction record from the police department and/or the court with which you interacted, or the Wisconsin Circuit Court Access website at: <https://www.wicourts.gov/casesearch.htm> (CCAP may not provide comprehensive list of all arrests/convictions).

1. LEGAL NAME: <u>Angela J Wie Miller</u>			DATE OF BIRTH: <del>08/20/1978</del>																						
ADDRESS: <del>XXXXXXXXXXXXXXXXXX</del>			PHONE: <del>10XXXXXXXXXX</del>																						
CITY: <u>Evansville</u>		STATE: <u>WI</u>	ZIP: <u>53536</u>	GENDER: Male <input type="checkbox"/> Female <input checked="" type="checkbox"/>																					
Driver's License No.: <del>XXXXXXXXXXXX</del>			Issuing State: <u>Wisconsin</u>																						
HOW LONG HAVE YOU LIVED AT ABOVE ADDRESS? <u>5 years</u>			Former Name(s): <u>Lelle, Crawford</u>																						
<table border="1" style="width: 100%; border-collapse: collapse;"> <thead> <tr> <th>Prior Street Address if Above Address is Less Than 5 Years</th> <th>State</th> <th>Zip</th> <th>From</th> <th>To</th> </tr> </thead> <tbody> <tr><td> </td><td> </td><td> </td><td> </td><td> </td></tr> <tr><td> </td><td> </td><td> </td><td> </td><td> </td></tr> <tr><td> </td><td> </td><td> </td><td> </td><td> </td></tr> </tbody> </table>						Prior Street Address if Above Address is Less Than 5 Years	State	Zip	From	To															
Prior Street Address if Above Address is Less Than 5 Years	State	Zip	From	To																					

### ARREST AND CONVICTION RECORD (Anywhere within the United States of America).

2. Have you ever been cited and/or convicted of a felony?	Yes	<input checked="" type="radio"/> No
3. Have you ever been cited and/or convicted of a misdemeanor?	Yes	<input checked="" type="radio"/> No
4. Within the past ten (10) years, have you been arrested for, received a summons to appear in court for, or forfeited a bond for any of the following:		
a) Any underage alcohol violation?	Yes	<input checked="" type="radio"/> No
b) Operating a motor vehicle while intoxicated?	Yes	<input checked="" type="radio"/> No
c) Selling or furnishing alcoholic beverages to underage person?	Yes	<input checked="" type="radio"/> No
d) Permitting underage person on licensed premises?	Yes	<input checked="" type="radio"/> No
e) Allowing persons on licensed premises after closing?	Yes	<input checked="" type="radio"/> No
f) Any alcohol related violation other than a, b, c, d, and e?	Yes	<input checked="" type="radio"/> No
g) Sale of legal or illegal drugs to include prescription medications or possession of any illegal drugs to include prescription medications not prescribed to you?	Yes	<input checked="" type="radio"/> No
h) Fighting, disorderly conduct, assault, or battery?	Yes	<input checked="" type="radio"/> No
i) Resisting arrest, interfering with a police officer or obstructing an officer?	Yes	<input checked="" type="radio"/> No
j) Any crime or ordinance violation not listed above other than traffic or parking tickets?	Yes	<input checked="" type="radio"/> No

5. For each YES response above, you must identify all violations below. Attach additional sheets if necessary or continue on the back of this application.

TYPE OF ARREST, SUMMONS, VIOLATION OR CHARGE	MONTH/YEAR	CITY	STATE

Within the last two (2) years, did you have and/or complete one of the following: <input checked="" type="checkbox"/> Successfully completed a Responsible Alcohol Servers Course <input type="checkbox"/> Held an Operator's License issued in Wisconsin	Attach certificate of completion for Responsible Alcohol Servers Course <input type="checkbox"/> An alcohol agent for a retail alcohol license <input type="checkbox"/> The sole proprietor of retail alcohol license
---	---

6. CERTIFICATION: I do hereby swear, under penalty of perjury, that I am the person who made and signed the foregoing application for an operator's license, and that all statements herein are complete, true and correct. I further understand a full background investigation may be conducted by the Evansville Police Department prior to consideration of this application. Additionally, I understand that this application may be denied if it contains any falsification-and that I will not be able to reapply for a 6 month period. I do further agree to comply with all laws, resolutions, ordinances, and regulations, federal, state or local affecting the sale of fermented malt beverages and intoxicating liquors.

Signature: <u>[Signature]</u>	Email: <u>ajwlemse@gmail.com</u>
Printed Name: <u>Angela J. Wie Miller</u>	Date: <u>5/1/22</u>

**FOR MUNICIPALITY USE ONLY BELOW THIS LINE**

Police Department Recommendation and Comments:	Public Safety Committee: <u>City of Evansville</u>
	Approved: _____ Denied: _____ Date: _____
	Clerk's Office Signature _____ Date _____
Approved: <u>[Signature]</u>	Receipt # _____
Denied: _____	Receipt: <u>1,148361</u> <u>35.00</u>
Police Chief's Signature	<u>WIEMILLER ANBELA</u>
Date: <u>5/20/22</u>	<u>May 18, 2022 10:19AM</u>





# APPLICATION FOR OPERATOR'S LICENSE

CITY OF EVANSVILLE CITY CLERK'S OFFICE

31 S. Madison St, PO Box 529, Evansville, WI 53536

New Operator's License: \$35.00     Renewal Operator's License: \$35.00     Provisional License: \$15.00

NOTE: APPLICATION FEE WILL NOT BE REFUNDED IF DENIED OR WITHDRAWN.

A Police check will be completed. Please read carefully and answer honestly. Falsification and/or misrepresentation may be grounds for denial of license/permit. Applicant cannot reapply for a 6 month period from date of denial. If you have any doubt as to whether to include the facts of a specific incident it is recommended that you disclose the information. If you are unsure about how to respond to any questions on this form, check with the City Clerk for clarification. You can obtain information regarding your arrest and conviction record from the police department and/or the court with which you interacted, or the Wisconsin Circuit Court Access website at: <https://www.wicourts.gov/casesearch.htm> (CCAP may not provide comprehensive list of all arrests/convictions).

1. LEGAL NAME: Michael Patrick Thym  
First Middle Last  
 DATE OF BIRTH: 10/13/1988  
 ADDRESS: XXXXXXXXXXXXXXXXXX  
 PHONE: XXXXXXXXXX  
 CITY: Evansville STATE: WI ZIP: 53536 GENDER:  Male  Female  
 Driver's License No.: XXXXXXXXXXXXX5 Issuing State: WI  
 HOW LONG HAVE YOU LIVED AT ABOVE ADDRESS? 6 years Former Name(s):  
 Prior Street Address if Above Address is Less Than 5 Years State Zip From To

**ARREST AND CONVICTION RECORD**  
 (Anywhere within the United States of America).

2. Have you ever been cited and/or convicted of a felony? Yes  No

3. Have you ever been cited and/or convicted of a misdemeanor? Yes  No

4. Within the past ten (10) years, have you been arrested for, received a summons to appear in court for, or forfeited a bond for any of the following:

a) Any underage alcohol violation?	Yes <input type="checkbox"/>	No <input checked="" type="checkbox"/>
b) Operating a motor vehicle while intoxicated?	Yes <input type="checkbox"/>	No <input checked="" type="checkbox"/>
c) Selling or furnishing alcoholic beverages to underage person?	Yes <input type="checkbox"/>	No <input checked="" type="checkbox"/>
d) Permitting underage person on licensed premises?	Yes <input type="checkbox"/>	No <input checked="" type="checkbox"/>
e) Allowing persons on licensed premises after closing?	Yes <input type="checkbox"/>	No <input checked="" type="checkbox"/>
f) Any alcohol related violation other than a, b, c, d, and e?	Yes <input type="checkbox"/>	No <input checked="" type="checkbox"/>
g) Sale of legal or illegal drugs to include prescription medications or possession of any illegal drugs to include prescription medications not prescribed to you?	Yes <input type="checkbox"/>	No <input checked="" type="checkbox"/>
h) Fighting, disorderly conduct, assault, or battery?	Yes <input type="checkbox"/>	No <input checked="" type="checkbox"/>
i) Resisting arrest, interfering with a police officer or obstructing an officer?	Yes <input type="checkbox"/>	No <input checked="" type="checkbox"/>
j) Any crime or ordinance violation not listed above other than traffic or parking tickets?	Yes <input type="checkbox"/>	No <input checked="" type="checkbox"/>

5. For each YES response above, you must identify all violations below. Attach additional sheets if necessary or continue on the back of this application.

TYPE OF ARREST, SUMMONS, VIOLATION OR CHARGE	MONTH/YEAR	CITY	STATE

Within the last two (2) years, did you have and/or complete one of the following:

<input checked="" type="checkbox"/> Successfully completed a Responsible Alcohol Servers Course	<input type="checkbox"/> An alcohol agent for a retail alcohol license
<input checked="" type="checkbox"/> Held an Operator's License issued in Wisconsin <u>20/22-43 on</u>	<input type="checkbox"/> The sole proprietor of retail alcohol license

6. CERTIFICATION: I do hereby swear, under penalty of perjury, that I am the person who made and signed the foregoing application for an operator's license, and that all statements herein are complete, true and correct. I further understand a full background investigation may be conducted by the Evansville Police Department prior to consideration of this application. Additionally, I understand that this application may be denied if it contains any falsification-and that I will not be able to reapply for a 6 month period. I do further agree to comply with all laws, resolutions, ordinances, and regulations, federal, state or local affecting the sale of fermented malt beverages and intoxicating liquors.

Signature: Michael Thym Email: bdgchckyfan@yahoo.com  
 Printed Name: Michael Thym Date: April 2, 2022

FOR MUNICIPALITY USE ONLY BELOW THIS LINE

Police Department Recommendation and Comments:	Public Safety Committee: <u>Paid To:</u> Approved: _____ Denied: <u>City of Evansville</u> Date: _____
Approved: <u>[Signature]</u> Police Chief's Signature	Clerk's Office Signature _____ Date _____
Denied: <u>5/20/22</u> Date	Receipt # _____ Receipt: 1.148325 35.00 THYM, MIKE May 13, 2022 04:12PM





# APPLICATION FOR OPERATOR'S LICENSE

CITY OF EVANSVILLE CITY CLERK'S OFFICE

31 S. Madison St, PO Box 529, Evansville, WI 53536

New Operator's License: \$35.00

Renewal Operator's License: \$35.00

Provisional License: \$15.00

**NOTE: APPLICATION FEE WILL NOT BE REFUNDED IF DENIED OR WITHDRAWN.**

A Police check will be completed. Please read carefully and answer honestly. Falsification and/or misrepresentation may be grounds for denial of license/permit. Applicant cannot reapply for a 6 month period from date of denial. If you have any doubt as to whether to include the facts of a specific incident it is recommended that you disclose the information. If you are unsure about how to respond to any questions on this form, check with the City Clerk for clarification. You can obtain information regarding your arrest and conviction record from the police department and/or the court with which you interacted, or the Wisconsin Circuit Court Access website at: <https://www.wicourts.gov/caserearch.htm> (CCAP may not provide comprehensive list of all arrests/convictions).

1. LEGAL NAME: CAROLINE LOUISE GUNN  
First Middle Last

DATE OF BIRTH: XXXXXX/XXXX/XXXX

ADDRESS: XXXXXXXXXXXXXXXXXXXX  
PHONE: (XXX) XXX-XXXX

CITY: JANESVILLE STATE: WI ZIP: 53545 GENDER: Male  Female

Driver's License No.: XXXXXXXXXXXX Issuing State: WI

HOW LONG HAVE YOU LIVED AT ABOVE ADDRESS? 2 YEARS Former Name(s): X

Prior Street Address if Above Address is Less Than 5 Years State Zip From To	City	State	Zip	From	To
<u>17 UPPER MAW ST.</u>	<u>EVANSVILLE</u>	<u>WI</u>	<u>53536</u>	<u>10/19</u>	<u>10/20</u>
<u>408 S MAW ST APT 2</u>	<u>JANESVILLE</u>	<u>WI</u>	<u>53545</u>	<u>1/17</u>	<u>10/19</u>

### ARREST AND CONVICTION RECORD (Anywhere within the United States of America).

2. Have you ever been cited and/or convicted of a felony? Yes  No

3. Have you ever been cited and/or convicted of a misdemeanor? Yes  No

4. Within the past ten (10) years, have you been arrested for, received a summons to appear in court for, or forfeited a bond for any of the following:

a) Any underage alcohol violation?	Yes	No <input checked="" type="radio"/>
b) Operating a motor vehicle while intoxicated?	Yes	No <input checked="" type="radio"/>
c) Selling or furnishing alcoholic beverages to underage person?	Yes	No <input checked="" type="radio"/>
d) Permitting underage person on licensed premises?	Yes	No <input checked="" type="radio"/>
e) Allowing persons on licensed premises after closing?	Yes	No <input checked="" type="radio"/>
f) Any alcohol related violation other than a, b, c, d, and e?	Yes	No <input checked="" type="radio"/>
g) Sale of legal or illegal drugs to include prescription medications or possession of any illegal drugs to include prescription medications not prescribed to you?	Yes	No <input checked="" type="radio"/>
h) Fighting, disorderly conduct, assault, or battery?	Yes	No <input checked="" type="radio"/>
i) Resisting arrest, interfering with a police officer or obstructing an officer?	Yes	No <input checked="" type="radio"/>
j) Any crime or ordinance violation not listed above other than traffic or parking tickets?	Yes	No <input checked="" type="radio"/>

5. For each YES response above, you must identify all violations below. Attach additional sheets if necessary or continue on the back of this application.

TYPE OF ARREST, SUMMONS, VIOLATION OR CHARGE	MONTH/YEAR	CITY	STATE
/	/	/	/

Within the last two (2) years, did you have and/or complete one of the following:


<input type="checkbox"/> Successfully completed a Responsible Alcohol Servers Course	<input type="checkbox"/> Attach certificate of completion for Responsible Alcohol Servers Course
<input checked="" type="checkbox"/> Held an Operator's License Issued in Wisconsin	<input type="checkbox"/> An alcohol agent for a retail alcohol license
	<input type="checkbox"/> The sole proprietor of retail alcohol license

6. CERTIFICATION: I do hereby swear, under penalty of perjury, that I am the person who made and signed the foregoing application for an operator's license, and that all statements herein are complete, true and correct. I further understand a full background investigation may be conducted by the Evansville Police Department prior to consideration of this application. Additionally, I understand that this application may be denied if it contains any falsification and that I will not be able to reapply for a 6 month period. I do further agree to comply with all laws, resolutions, ordinances, and regulations, federal, state or local affecting the sale of fermented malt beverages and intoxicating liquors.

Signature: \_\_\_\_\_ Email: CAROLINE GUNN 9@GMAIL.COM

Printed Name: CAROLINE GUNN Date: 5/11/22

**FOR MUNICIPALITY USE ONLY BELOW THIS LINE**

Police Department Recommendation and Comments:	Public Safety Committee: Paid to: _____ Approved: _____ Denied: <u>City of Evansville</u> Date: _____
Approved:  Police Chief's Signature	Clerk's Office Signature _____ Date _____
Denied: <u>5/20/22</u> Date	Receipt # _____ Receipt: <u>1.148337</u> <u>35.00</u> <u>THE GROVE MARKET</u> <u>May 16, 2022 12:19PM</u> <u>Grove Market 5/16/22</u>







# APPLICATION FOR OPERATOR'S LICENSE

CITY OF EVANSVILLE CITY CLERK'S OFFICE

31 S. Madison St, PO Box 529, Evansville, WI 53536

**New Operator's License: \$35.00**     **Renewal Operator's License: \$35.00**     **Provisional License: \$15.00**

**NOTE: APPLICATION FEE WILL NOT BE REFUNDED IF DENIED OR WITHDRAWN.**

A Police check will be completed. Please read carefully and answer honestly. Falsification and/or misrepresentation may be grounds for denial of license/permit. Applicant cannot reapply for a 6 month period from date of denial. If you have any doubt as to whether to include the facts of a specific incident it is recommended that you disclose the information. If you are unsure about how to respond to any questions on this form, check with the City Clerk for clarification. You can obtain information regarding your arrest and conviction record from the police department and/or the court with which you interacted, or the Wisconsin Circuit Court Access website at: <https://www.wicourts.gov/casesearch.htm> (CCAP may not provide comprehensive list of all arrests/convictions).

1. LEGAL NAME: <u>Abner</u> <u>REYES</u>			DATE OF BIRTH: <u>XXXXXXXXXX</u>												
ADDRESS: <u>XXXXXXXXXXXXXXXXXX</u>			PHONE: <u>XXXXXXXXXX</u>												
CITY: <u>Evansville</u>		STATE: <u>WI</u>	ZIP: <u>53536</u>		GENDER: <input checked="" type="radio"/> Male <input type="radio"/> Female										
Driver's License No.: <u>XXXXXXXXXXXXXX6</u>			Issuing State: <u>WI</u>												
HOW LONG HAVE YOU LIVED AT ABOVE ADDRESS? <u>4 Yrs</u>															
Former Name(s):															
<table border="1" style="width: 100%; border-collapse: collapse;"> <thead> <tr> <th>Prior Street Address if Above Address is Less Than 5 Years</th> <th>State</th> <th>Zip</th> <th>From</th> <th>To</th> </tr> </thead> <tbody> <tr> <td><u>7113 N. Pleasant Prairie Rd</u></td> <td><u>Evansville</u></td> <td><u>WI</u></td> <td><u>53536</u></td> <td><u>9/2010</u> <u>4/2018</u></td> </tr> </tbody> </table>	Prior Street Address if Above Address is Less Than 5 Years	State	Zip	From	To	<u>7113 N. Pleasant Prairie Rd</u>	<u>Evansville</u>	<u>WI</u>	<u>53536</u>	<u>9/2010</u> <u>4/2018</u>					
Prior Street Address if Above Address is Less Than 5 Years	State	Zip	From	To											
<u>7113 N. Pleasant Prairie Rd</u>	<u>Evansville</u>	<u>WI</u>	<u>53536</u>	<u>9/2010</u> <u>4/2018</u>											

### ARREST AND CONVICTION RECORD (Anywhere within the United States of America).

2. Have you ever been cited and/or convicted of a felony?	Yes	<input checked="" type="radio"/> No
3. Have you ever been cited and/or convicted of a misdemeanor?	Yes	<input checked="" type="radio"/> No
4. Within the past ten (10) years, have you been arrested for, received a summons to appear in court for, or forfeited a bond for any of the following:		
a) Any underage alcohol violation?	Yes	<input checked="" type="radio"/> No
b) Operating a motor vehicle while intoxicated?	Yes	<input checked="" type="radio"/> No
c) Selling or furnishing alcoholic beverages to underage person?	Yes	<input checked="" type="radio"/> No
d) Permitting underage person on licensed premises?	Yes	<input checked="" type="radio"/> No
e) Allowing persons on licensed premises after closing?	Yes	<input checked="" type="radio"/> No
f) Any alcohol related violation other than a, b, c, d, and e?	Yes	<input checked="" type="radio"/> No
g) Sale of legal or illegal drugs to include prescription medications or possession of any illegal drugs to include prescription medications not prescribed to you?	Yes	<input checked="" type="radio"/> No
h) Fighting, disorderly conduct, assault, or battery?	Yes	<input checked="" type="radio"/> No
i) Resisting arrest, interfering with a police officer or obstructing an officer?	Yes	<input checked="" type="radio"/> No
j) Any crime or ordinance violation not listed above other than traffic or parking tickets?	Yes	<input checked="" type="radio"/> No

5. For each YES response above, you must identify all violations below. Attach additional sheets if necessary or continue on the back of this application.

TYPE OF ARREST, SUMMONS, VIOLATION OR CHARGE	MONTH/YEAR	CITY	STATE

Within the last two (2) years, did you have and/or complete one of the following:

- Successfully completed a Responsible Alcohol Servers Course
- Held an Operator's License issued in Wisconsin

Attach certificate of completion for Responsible Alcohol Servers Course

- An alcohol agent for a retail alcohol license
- The sole proprietor of retail alcohol license

6. CERTIFICATION: I do hereby swear, under penalty of perjury, that I am the person who made and signed the foregoing application for an operator's license, and that all statements herein are complete, true and correct. I further understand a full background investigation may be conducted by the Evansville Police Department prior to consideration of this application. Additionally, I understand that this application may be denied if it contains any falsification-and that I will not be able to reapply for a 6 month period. I do further agree to comply with all laws, resolutions, ordinances, and regulations, federal, state or local affecting the sale of fermented malt beverages and intoxicating liquors.

Signature: [Signature]  
Printed Name: Abner Reyes

Email: reyesdec\_reyesdec15@yahoo.com  
Date: 5/23/2022

#### FOR MUNICIPALITY USE ONLY BELOW THIS LINE

Police Department Recommendation and Comments:  Approved: <u>[Signature]</u> Police Chief's Signature  Denied: _____ <u>05/24/2022</u> Date	Paid To: _____ City of Evansville Public Safety Committee: Approved: _____ Denied: _____ Date: _____  Clerk's Office Signature _____ Date _____ Receipt # _____ Receipt: 1.148128 35.00 REYES ARNER May 23, 2022 04:19PM



EVANSVILLE 4<sup>TH</sup> OF JULY RUN

## Race Date &amp; Time

Monday July 4<sup>th</sup>

7:30am

We are setting up our run the same as we have for many years. Start/Finish line will be adjacent to the Basketball Court. We will be requesting the EMTs to be present with an ambulance. We will also be requesting assistance from Chief Reese & the Police Force.

We appreciate the City's continued support of our event. We raised over \$15,000.00 in 2021 that was shared with the following non-profit organizations:

Aware Agency

Deb Olsen Scholarship

Juvenile Diabetes Research Foundation (JDRF)

Evansville Soccer Club

Thank you,

Steve Eager – cell phone 608-712-6030





# Evansville Public Safety Police Report

June 1st 2022

## Committee Members:

Chair Erika Stuart  
Aldersperson Gene Lewis  
Aldersperson Susan Becker

## City Representatives:

Mayor: Dianne Duggan  
City Administrator: Jason Sergeant  
Prepared by: Chief Patrick Reese

---

## **Officer Training:**

- All staff will attend Defense and Arrest Tactics training on June 9th
- Officer Tway will be attending ALICE Training on June 14<sup>th</sup> and 15<sup>th</sup>
- Chief Reese, Sgt. Rittenhouse and Ofc. Laufenberg will be doing a case study regarding Child Death investigations on June 14<sup>th</sup>

## **Community Relations:**

- Staff will attend graduation rehearsal and actual graduation on June 3rd
- Staff will assist with the “fun run” from Jc McKenna Middle School on June 9th
- Ofc. Wickstrum will attend Cruise Night at Creekside
- Planning continues for Evansville Night Out
- Extra patrols around the schools have been conducted in light of recent events in Texas

## **Monthly Update:**

### Technology/Equipment/Building Update:

- Set up for the PD server is complete. Thank you to Lt. Jones for working hard to keep things running smoothly
- One of our body cameras failed. Lt. Jones is working with WatchGuard on a replacement (this is covered under warranty)
- Our phone tree system isn't working correctly. We are working on getting it repaired
- Jason and Chief Reese met to discuss safety and security at City Hall

### Police Commission/staffing:

Chief Reese is wrapping up a final background check of a candidate for part time

Commissioner Floyd Hayes passed away leaving a vacancy on the Police Commission. Mayor Duggan has been advised

We offer our condolences to Floyds family and thank him for her service to the Commission

Calls for Service: May 2021: 1004

May 2022: 1267

\*As of 11:00AM 05/31/22

Accreditation:

- Policy reviews and file maintenance has been continuing

Notable calls/incidents by Det. Sgt. Rittenhouse:

- 19 Suspicious Activates
- 94 traffic stops (EPD participated in the nation wide Click it or Ticket campaign)
  - 2 OWI arrests
    - One was a result of a traffic complaint after reports from citizens that a car was all over the roadway.
    - One was a result of a stalled vehicle in the roadway and it was discovered a person had fallen asleep behind the wheel

- 8 welfare checks

One person was eventually transported to Winnebago Mental Health for treatment

- 10 Disorderly Conduct incidents
  - 4 at the incidents occurred at the Middle/High School

Other:

- Attached for information: Rock County Substance Use Community Assessment

# Calls for Service by Type and Location - Summary

EVPD

From 5/1/2022 To 5/31/2022

Type	Description	Count
911	911 ABANDONED OR HANGUP OR OPEN LINE	Total: 16
ACIT	ASSIST CITIZEN	Total: 22
ALARM	ALARM	Total: 4
ANM	ANIMAL COMPLAINT	Total: 5
AVR	ABANDONED VEHICLE	Total: 1
BAT	BATTERY	Total: 1
BCK	BUSINESS CHECK	Total: 17
CD	CIVIL DISPUTE	Total: 6
CHILD	CHILD OFFENSE	Total: 1
CODE	CODE ENFORCEMENT	Total: 4
CPS	CIVIL PAPER SERVICE	Total: 1
DC	DISORDERLY CONDUCT	Total: 10
DIST	DISTURBANCE	Total: 2
ESCORT	ESCORT/TRANSPORT	Total: 5
FAM	FAMILY PROBLEM	Total: 1
FAST	ASSIST FIRE OR EMS	Total: 54
FOL	FOLLOWUP	Total: 34
FOOT	FOOT PATROL	Total: 19
HAR	HARASSMENT	Total: 1
HAZC	HAZARDOUS CONDITION	Total: 6
HNVR	HANOVER PATROL	Total: 1
HR	HIT & RUN	Total: 1
NOWN	UNWANTED PERSON	Total: 1
OJUR	ASSIST OTHER JURISDICTION	Total: 33



# Calls for Service by Type and Location - Summary

EVPD

From 5/1/2022 To 5/31/2022

Type	Description	Count
OPEN	OPEN DOOR/WINDOW	Total: 1
ORD	ORDINANCE VIOLATION	Total: 3
OWI	OPERATING WHILE INTOXICATED	Total: 2
OWS	OUT WITH SUBJECT	Total: 7
PARK	PARKING COMPLAINT	Total: 22
PHONE	PHONE MESSAGE FOR OFFICER	Total: 4
PROPERTY	PROPERTY	Total: 1
PWU	PUBLIC WORKS/UTILITY	Total: 2
SCHOOL	SCHOOL PATROL	Total: 48
SECK	SECURITY CHECK	Total: 704
SEX	SEX OFFENSE	Total: 3
SPAS	SPECIAL ASSIGNMENT	Total: 40
SPEV	SPECIAL EVENT	Total: 2
STALLD	STALLED VEHICLE	Total: 3
SUSP	SUSPICIOUS	Total: 15
T	TRAFFIC STOP	Total: 132
TA	TRAFFIC ACCIDENT	Total: 3
TAPI	ACCIDENT WITH INJURY	Total: 2
TC	TRAFFIC COMPLAINT	Total: 8
THFT	THEFT	Total: 3
THREAT	THREAT	Total: 1
TRES	TRESPASSING	Total: 1
TRU	TRUANCY	Total: 1

# Calls for Service by Type and Location - Summary

EVPD

From 5/1/2022 To 5/31/2022

Type	Description	Count
UNLK	VEHICLE UNLOCK	Total: 5
VAND	VANDALISM	Total: 1
WAR	WARRANT SERVICE	Total: 1
WELF	WELFARE CHECK	Total: 6
	<b>Total Incidents:</b>	<b>1267</b>

# Calls for Service by Type and Location - Summary

EVPD

From 5/1/2021 To 5/31/2021

Type	Description	Count
911	911 ABANDONED OR HANGUP OR OPEN LINE	Total: 26
ACIT	ASSIST CITIZEN	Total: 35
ALARM	ALARM	Total: 2
ALC	ALCOHOL VIOLATION	Total: 1
ANM	ANIMAL COMPLAINT	Total: 19
AVR	ABANDONED VEHICLE	Total: 1
BAT	BATTERY	Total: 1
BCK	BUSINESS CHECK	Total: 25
CD	CIVIL DISPUTE	Total: 10
CHILD	CHILD OFFENSE	Total: 1
CODE	CODE ENFORCEMENT	Total: 9
CPS	CIVIL PAPER SERVICE	Total: 14
DC	DISORDERLY CONDUCT	Total: 2
DIST	DISTURBANCE	Total: 3
DOWN	SUBJECT DOWN	Total: 1
DRUG	DRUG OFFENSE	Total: 4
ESCORT	ESCORT/TRANSPORT	Total: 2
FAM	FAMILY PROBLEM	Total: 3
FAST	ASSIST FIRE OR EMS	Total: 46
FOL	FOLLOWUP	Total: 72
FOOT	FOOT PATROL	Total: 25
FRD	FRAUD/FORGERY	Total: 1
HAR	HARASSMENT	Total: 8
HAZC	HAZARDOUS CONDITION	Total: 2

# Calls for Service by Type and Location - Summary

EVPD

From 5/1/2021 To 5/31/2021

Type	Description	Count
HR	HIT & RUN	Total: 1
KID	KID PROBLEM	Total: 1
LOUD	LOUD NOISE	Total: 2
MESD	MESSAGE DELIVERY	Total: 1
NOWN	UNWANTED PERSON	Total: 1
OJUR	ASSIST OTHER JURISDICTION	Total: 17
OPEN	OPEN DOOR/WINDOW	Total: 4
ORD	ORDINANCE VIOLATION	Total: 4
OWS	OUT WITH SUBJECT	Total: 9
PARK	PARKING COMPLAINT	Total: 14
PHONE	PHONE MESSAGE FOR OFFICER	Total: 5
PROPERTY	PROPERTY	Total: 5
RUN	RUNAWAY	Total: 1
SCHOOL	SCHOOL PATROL	Total: 46
SECK	SECURITY CHECK	Total: 443
SEX	SEX OFFENSE	Total: 1
SPAS	SPECIAL ASSIGNMENT	Total: 24
SPEV	SPECIAL EVENT	Total: 1
STALLD	STALLED VEHICLE	Total: 5
SUSP	SUSPICIOUS	Total: 13
T	TRAFFIC STOP	Total: 55
TA	TRAFFIC ACCIDENT	Total: 5
TAPI	ACCIDENT WITH INJURY	Total: 1
TC	TRAFFIC COMPLAINT	Total: 11

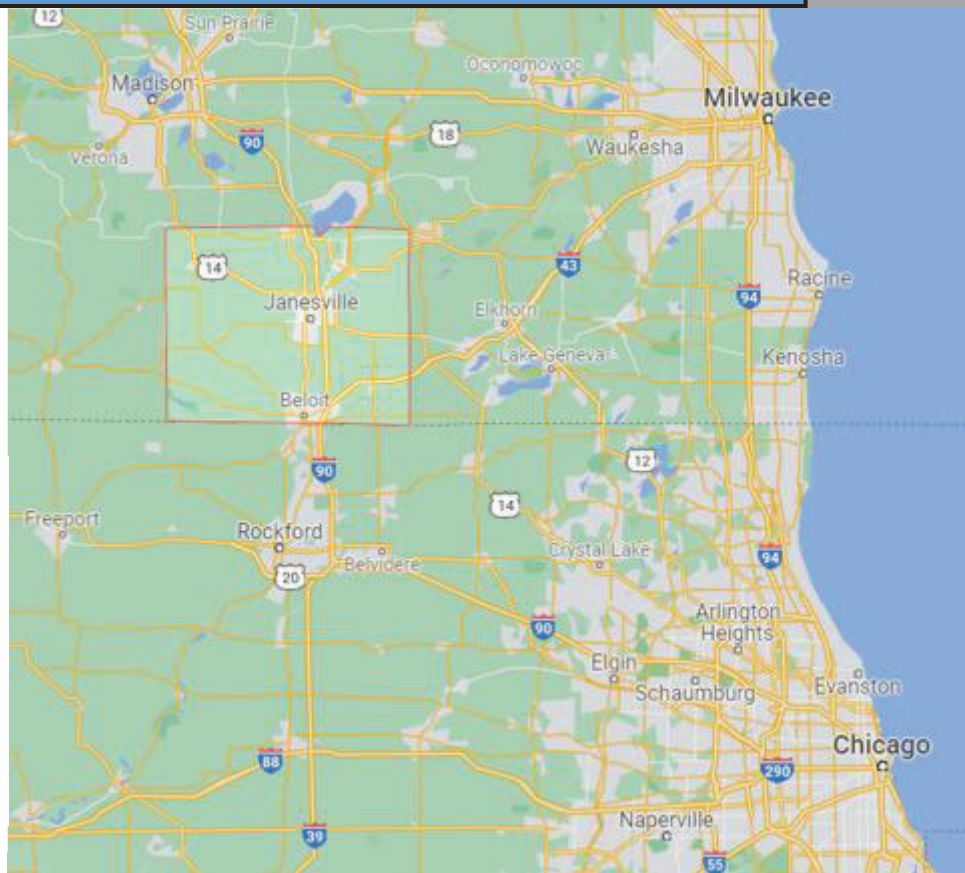
# Calls for Service by Type and Location - Summary

EVPD

From 5/1/2021 To 5/31/2021

Type	Description	Count
THFT	THEFT	Total: 8
THREAT	THREAT	Total: 1
UNLK	VEHICLE UNLOCK	Total: 4
VAND	VANDALISM	Total: 2
WELF	WELFARE CHECK	Total: 6
Total Incidents:		1004

# Rock County Substance Use Community Assessment



WORKING TO CREATE A HEALTHIER COMMUNITY



# 2021

Created by:

Epiphany Community Services

In collaboration with:

Rock County Human Services, the Rock County Prevention Network, Building a Safer Evansville (BASE),

Janesville Mobilizing 4 Change (JM4C), Youth2Youth 4 Change, the

Southwest Alliance for Tobacco Prevention, and the Milton Youth

Coalition

# Table of Contents

Executive Summary .....	2
Acknowledgements .....	10
Introduction .....	11
Methodology .....	12
Results: Rock County.....	19
Context .....	19
Substance Use .....	21
Trends .....	21
Alcohol.....	21
Tobacco and Vaping.....	28
Marijuana .....	29
Opioids and Related Drugs .....	29
Other Drugs .....	33
Resources and Strengths .....	34
Challenges .....	36
Mental Health.....	38
Trends .....	38
Resources and Strengths .....	43
Challenges .....	43
Other Issues .....	44
Recommendations .....	46
Results: Beloit.....	51
Results: Clinton.....	62
Results: Edgerton .....	65
Results: Evansville .....	69
Results: Janesville .....	75
Results: Milton .....	84
Results: Orfordville.....	90
Results in Relation to African American Residents.....	93
Results in Relation to Latino/a/x Residents .....	98
Results in Relation to LGBTQ+ Residents .....	104

## Executive Summary

In July 2021, The Prevention Network of Rock County and Rock County Human Services contracted Epiphany Community Services to complete a county-wide substance use assessment. The goals were to analyze substance use and related issues (e.g., mental health) in Rock County and identify existing services and resources in substance use and recommendations for improvement. This report provides a summary of the findings.

Various types of data were collected to answer these questions comprehensively. First, existing data were gathered from, e.g., the US Census, Wisconsin Department of Health Services (DHS), Education Dashboard, the Department of Justice, and the Youth Risk Behavior Survey (YRBS). At the same time, a brief online survey was designed and distributed, focusing specifically on the LGBTQ+ community because such limited existing data are available on this group. Second, 44 key leader interviews with 44 local experts and 19 listening sessions with 188 residents were conducted.

### Substance Use Trends

The first main question of this assessment was: **What substance use trends exist in Rock County?**

- **Alcohol is considered part of Wisconsin culture, but the human and economic costs are high.**
  - Drinking is normalized, and the perception of harm is low. It is common for community events to serve alcohol and for children to be present at bars.
  - Over 1 in 4 high school students drank alcohol in the past 30 days (YRBS 2019). Minors can legally drink at establishments if with their parent, and many parents will allow their older teens to drink at home or in supervised settings if they do not drive.
  - Though legally available for adults over 21, alcohol has a range of negative consequences, including harm and death to the individual and others in the community. In 2020, there were 1,218 alcohol-related hospital visits. In 2019, there were 87 alcohol-attributable deaths and 2,336 chronic alcohol hospitalizations.
  - In Rock County, the cost of binge drinking is around \$82.8 million per year (an average of \$515pp). This includes expenses related to lost productivity, criminal justice, and healthcare.
- **Marijuana is increasingly accessible, and perceptions of risk are decreasing.**
  - Around 1 in 5 Rock County high school students has used marijuana in the past 30 days. Adult use is also high.
  - The drug is readily available. Marijuana's legalization in IL and Rock County's proximity to IL makes it easy to obtain. While there are no marijuana dispensaries in WI, shops sell CBD products, Delta 8, and edibles.
  - Marijuana is practically decriminalized in Rock County. Marijuana arrests have plummeted, and possession of 28 grams or less is only a \$1 fine.
  - The perception of risk is low because it is "natural" (a plant), prescribed for various conditions (medical marijuana), and legal in many states.
  - Available data suggest higher vaping rates among LGBTQ+ youth and adults.



- A concern is that current THC products are much stronger than those in the past, increasing risks of addiction, overdose paranoia, anxiety, and other side effects.
- **Vaping is a significant trend in high schools and even middle schools.**
  - 1 in 5 Rock County high school students (1 in 3 12<sup>th</sup> graders) vaped in the past 30 days. School bathrooms are a commonplace of use.
  - Adults raising and working with youth are concerned about the (long-term) consequences.
  - Available data suggest higher vaping rates among LGBTQ+ youth.
  - Consequences vary but usually include education if it is the first offense.
- Other substances that youth may misuse include over-the-counter drugs such as antihistamines, cough/cold medications, and decongestants, and prescription drugs including sedatives such as Xanax, sleep medicines such as Ambien, and stimulants like Adderall. That said, these were not frequently mentioned as being an issue in Rock County.
- **Cigarettes** have taken a backseat, but 1 in 5 Rock County adults still smoke.
- The **opioid epidemic** has impacted communities across the US, including Rock County.
  - Rock County opioid hospitalization and death rates are among the highest in the state and primarily affect 18–44-year-olds, men, and non-Hispanic White residents.
  - In 2020, there were 39 opioid deaths in Rock County.
  - The amount of dispensed opioid prescriptions in Rock County has decreased since 2017. However, opioid overdoses continue to increase because of the availability of illicit drugs and the potency and dangers of these drugs (they are unregulated and increasingly laced with fentanyl).
- **Cocaine** and **methamphetamine** are also present in the community, though not as widespread and visible to those not working with these populations.
  - These drugs were reportedly more common among adults than youth, though some youth mentioned trying “harder” substances.
  - As with opioids, fentanyl is increasingly cut into cocaine and meth, which may be sought after for a more intense high but is much more unpredictable and deadly.

## Factors Influencing Substance Use

The second main question of this assessment was: **What factors influence substance use in Rock County?** This speaks to underlying causes of substance use and challenges the community faces when addressing ATOD.

- **Mental health**
  - Poor mental health (including stress, anxiety, depression, trauma) is a primary underlying cause of why people start using substances and what drives addiction.
  - In 2020, there were 5,754 hospital and ER visits related to mental health in Rock County. Anxiety-related visits rose 30% between 2019 and 2020, and total mental health-related visits increased 26%.
  - The kids are not alright. In 2019, half of Rock County high school students reported significant problems with anxiety in the past 12 months, and 1 in 3 reported symptoms of depression. The uncertainties, financial and human losses, and isolation caused by the COVID-19 pandemic worsened matters.

- LGBTQ+ residents continue to face bullying and discrimination at schools and in the broader community. LGBTQ+ high school students in Rock County felt less of a sense of belonging than their straight, cisgender peers, and they were less likely to have a teacher to talk to.
- American Indian high school students were the most likely to report being bullied, and Hispanic and mixed students had the highest rates of poor mental health.
- African American students felt the lowest sense of belonging and were the least likely to have a teacher to talk to.
- **Geographic location**
  - Rock County's proximity to big cities such as Milwaukee and Chicago affects substances' availability.
  - The highways running through the county connect the county to more extensive distribution networks of drugs and other organized crime.
  - Rock County features urban, suburban, and rural areas. Each of these has its assets and challenges when it comes to substance use prevention and treatment.
- **Poverty and inequality**
  - People of lower socioeconomic status may be at greater risk of SUD because of their financial stressors and limited access to healthcare and other preventative and treatment services. Income levels in Rock County are overall lower than the state average, and over 1 in 5 children live below the poverty level.
  - The General Motors (GM) factory closed in 2009, forcing employees to seek other jobs. The factory closing had a significant impact on employment and – as a result – mental health and substance use.
  - Discrimination and disproportionate poverty levels among Black and Latino/a/x residents put them at greater risk of substance use and its negative consequences. They also continue to face the results of historical segregation and continuous exclusion. Some organizations, schools, or subsections of the community were described as inclusive, whereas others were vocally discriminatory or passively silent.
- **Barriers in access to preventative and treatment services also influence substance use and its impacts on Rock County residents.** These include:
  - Inability to pay for services due to low income and/or lack of health insurance
  - Lack of transportation (especially in rural areas)
  - Stigma, guilt, and shame around admitting you have a problem and need services.
  - Shortage of providers.
  - Not all providers accept all forms of insurance.
  - Not enough Spanish-speaking, LGBTQ+, and racial/ethnic minority providers. The current workforce is mostly non-Hispanic White, cis-gendered, and only English speaking, which poses challenges when serving all demographics.
  - Long wait times. It can take up to months to get addiction and mental health treatment. Delayed treatment may stop the client from seeking care and worsen their condition.
  - There are outpatient options but no inpatient treatment services in Rock County.

- Distrust in healthcare systems, providers, and local government can prevent people from engaging with these systems unless there is a crisis or emergency.
- Residents are not always aware of the services that exist.
- Not being able to take time off work.
- Having childcare or other caregiver responsibilities.
- COVID has made telehealth services more popular and readily available, which can help overcome transportation barriers. That said, some services were temporarily closed or could not be offered virtually, such as methadone treatment.
- Cultural and religious views towards mental health and addiction also shape whether people seek services. There are also generational differences, with younger generations being more open to discussing mental health than older generations, in general.

## Community Strengths

The second main question of this assessment was: **What initiatives, services, or programs are available to address substance use in Rock County?** This speaks to the existing resources and strengths in the community that can be leveraged and built upon.

Thanks to the hard work of committed individuals and organizations, Rock County offers a range of services and programs along the substance use continuum, from prevention and harm reduction to treatment and recovery support. Many of these initiatives are led by the County, while others are housed at private and nonprofit organizations. Some focus on a specific geographic area within the County but most serve all County residents.

- Prevention
  - There is a high concentration of substance use prevention coalitions relative to other communities of this size. This includes Y2Y (Beloit), JM4C (Janesville), BASE (Evansville), and the Milton Youth Coalition, which work with youth, schools, and parents. They do the majority of ATOD education in the County and bring together different groups and sectors within their municipalities.
  - There is some ATOD education in schools (e.g., in health classes).
- Harm reduction
  - The County has prescription drug drop boxes, take-back days, and a needle exchange service.
  - SAMHSA funds support outreach with EMS and peer support specialists.
  - Narcan is available among first responders and most police departments and in boxes around the city.
- Treatment
  - There are various private and public services related to SUD treatment, including drug and OWI treatment courts, substance use walk-in clinics, two methadone clinics, and day treatment programs.
  - There is a 12-bed inpatient facility at Mercy, which is an asset to the community, but that is the only inpatient treatment available in Rock County, and it is not nearly sufficient in addressing the need.
  - Crisis Intervention Services is a “catchall” service, and people call for various reasons. Service providers are aware of this resource and use it often.

- Recovery support
  - There are numerous groups such as Clean Slate, AA, NA, Celebrate Recovery, Smart Recovery, Al-Anon, and Alateen.
  - There are two sober living homes.
- Participants depicted Rock County as a close-knit place where people work together and know one another. There is a lot of collaboration and collective problem solving across sectors and organizations. It is a community-minded place where many feel a sense of belonging.
- Indirectly, all programs that support youth and adult wellbeing reduce substance use. This includes organizations addressing homelessness and domestic violence and those offering safe spaces for youth to be positively engaged and build like-minded communities during and after school.

### LGBTQ+ Residents

Overall, more was learned about LGBTQ+ youth than adults because most LGBTQ+ participants were middle or high school students. There were noticeable variations by municipality regarding how comfortable youth felt in coming out as LGBTQ+. Generally, mental health concerns and substance use rates were higher than average because of other struggles LGBTQ+ individuals face and fewer protective factors. Student groups offered a refuge for LGBTQ+ youth who may be in families and communities that are less welcoming. Both LGBTQ+ youth and adults expressed hesitation towards engaging with mental and physical healthcare providers and systems because they were unsure if they could appropriately deal with LGBTQ+ clients.

### African American Residents

According to the 2019 Census, 4.6% of Rock County's population (around 7,514 people) was African American, ranging from 16.4% in Beloit to less than 1% in Edgerton and Evansville. Black residents' County substance use service rates were higher than other racial/ethnic groups. Furthermore, Black people faced higher rates of chronic alcohol inpatient visits at the county level and higher rates of alcohol-attributed deaths, opioid overdose ER visits, inpatient opioid overdose hospitalizations, and opioid deaths at the state level. It is possible that African American residents in Rock County are more likely to use substances because of the many social, economic, and health inequities they face compared to White residents but no specific data is showing higher use rates. It is likely that Black residents disproportionately face negative consequences of substance use – including hospitalization, death, and incarceration – due to underlying health conditions, lower income levels, and discrimination (historic and contemporary, implicit and explicit, and at the individual level and systemically). Only by addressing these root causes can inequities in substance use and addiction be resolved.

### Latino/a/x Residents

The number of Latino/a/x residents varied significantly by municipality; on average, 9.1% of Rock County residents are Hispanic, ranging from 20.2% in Beloit to 1.6% in Milton. There were no data specifying substance use rates of Hispanic residents compared to other Rock County residents. However, it appears alcohol consumption is on par with that of non-Hispanic White residents, but the use of other substances may be lower. Hispanic residents' County substance use service rates were lower than anticipated based on their population size. Furthermore, Hispanic people faced lower rates of chronic alcohol inpatient visits at the county level and

lower rates of alcohol-attributed deaths, opioid overdose ER visits, inpatient opioid overdose hospitalizations, and opioid deaths at the state level. In part, this may be because they are a relatively young community with more children under 18 relative to other racial/ethnic groups. It may also be because of healthier habits developed by adults who grew up outside the US. This has the potential to protect immigrants from higher health inequities anticipated based on disadvantaged socioeconomic status. It is also possible that service utilization rates underrepresent substance use issues in the Latino community in Rock County because people are not using services due to distrust and other barriers such as transportation and lack of health insurance. Addressing these barriers will give Latinos more access to the services they need. This includes hiring more Latino and Spanish-speaking staff because there are currently very few in Rock County.

## Recommendations

The fourth and final main question of this assessment was: **What steps could be taken to address substance use in Rock County?** Recommendations were compiled using ideas from local experts and residents as well as evidence-based programs and practices. As previously indicated, Rock County's municipalities are distinct. That means one size interventions do not fit all, so recommendations are also made in each of the municipality sub-sections of this report. Still, there are overarching, key points that future actions should consider:

- Prevention
  - Education
    - Coalitions and schools should continue working together to provide comprehensive, age-appropriate middle and high school students and their parents and teachers on substances and their impacts to prevent substance use.
    - Community awareness campaigns can educate the broader public on the risks and costs of the use of drugs and alcohol
    - Efforts should be made to widely share the available resources in Rock County since not everyone is aware of them.
    - Promoting healthy coping strategies can help adults and youth deal with stress in ways that avoid ATOD.
  - Restricting access
    - Local businesses need to enforce legal substance purchasing laws to restrict access to substances for minors.
    - Stricter controls and heavier fines for businesses and individuals providing ATOD to minors and for those distributing illicit drugs.
    - Doctors should continue to restrict access to opioids and other addicting prescription drugs and identify potential misuse.
  - Underlying causes
    - Student groups based on shared interests or identities can create a sense of belonging for students, protecting against substance use and keeping them engaged.
    - Anti-bullying campaigns and counseling in schools can diminish the desire for youth to turn to drugs.

- Harm reduction
  - The County should continue to invest in harm reduction strategies such as Narcan distribution and prescription medication drop boxes.
  - Increases in price, regulation, and punishment of ATOD (mis)use can deter (mis)use. This includes taking OWI's more seriously to curb the human and economic costs.
  - Police departments and sheriffs across the County and in adjacent counties should collaborate to track and tackle more extensive distribution networks of drugs and related organized crimes.
- Treatment
  - Substance use and addiction can only be fully tackled by addressing underlying mental health and other underlying causes. This means making mental health services and supports more readily available for youth and adults and reducing the barriers mentioned above. This also means any programs addressing "upstream factors" such as housing affordability, economic stability, and youth engagement help prevent substance use and SUD.
  - Decreasing barriers to care can help people access services but wait times will continue to increase unless those services also expand their capacities. Therefore, additional resources should be allocated to expanding the number of people who can be served by Rock County substance use and mental health services.
  - Health insurance companies need to enhance their coverage for mental health and substance use services.
  - Healthcare facilities should be encouraged to serve residents regardless of their income and insurance type or status, e.g., by offering sliding scale pricing.
  - Many residents struggle to navigate service systems and/or fail to follow through with treatment. Case managers and the co-location of services can facilitate referral processes and continuous care.
- Recovery support
  - Recovery groups and peer-to-peer models are effective in supporting people recovering from SUDs so should be expanded and advertised. In smaller communities, this may mean connecting with an adjacent town's groups or virtual support groups.
  - Sober housing and schools can help those recovering from SUD stay sober and clean.
- Collaboration
  - As demonstrated in this report, addressing substance use is complex and multi-faceted. Coalitions and others should continue to bring together people from different organizations to ensure substance use-related efforts are coordinated and communicated across sectors.
- Diversity and Inclusion
  - From education and outreach to treatment and recovery support, efforts should be tailored to ensure materials, staff, and strategies are appropriate and reflective of the individuals served.
  - This includes paying attention to cultural beliefs and norms, literacy levels, and language. It means physically meeting people where they are (e.g., schools,

churches, community centers), involving residents from the community (doing *with* rather than *for*), and working with leaders and organizations trusted by the population(s) of focus.

- Efforts should be made to ensure providers reflect the demographics of the people they serve. Hiring African American, Latinx, and LGBTQ+ staff and leadership can help better serve and build trust with African American residents. This may involve developing pipelines and offering incentives if diverse candidates are not readily available and to keep that workforce.
- Providing appropriate cultural humility training for staff will also ensure the current workforce is better prepared to serve people of all demographics appropriately.

## Acknowledgments

Epiphany Community Services would like to thank the Rock County team that guided this assessment and recruited participants:

- Becky Huber, Coordinator of Prevention and Community Engagement, Rock County Human Services (Local assessment lead)
- Jen Braun, Executive Director, Building a Safer Evansville (BASE)
- Jane Golberg, Director, Janesville Mobilizing 4 Change
- Debbie Fisher, Director, Youth2Youth 4 Change/Southwest Alliance for Tobacco Prevention
- Megge Casique, Prevention Coordinator, Southwest Alliance for Tobacco Prevention
- Verlene Orr, Chairperson of the Milton Youth Coalition
- Brenda Endthoff, Addiction Counselor, Rock County Human Services
- Sarah Williams, Executive Director, Edgerton Community Outreach

We would also like to thank our local and external consultants who provided feedback on our interview and listening session questions and the final report:

- Rene Bue, Programming and Outreach Coordinator, Hedberg Public Library, Rock County, WI
- Nick Dominique, Public Defense Mitigation Specialist, King County, WA
- Yaisa Coronado, Associate Executive Director, Partners in Prevention, Hudson County, NJ
- Virgil Boysaw, Drug-Free Cecil Coalition Director, Prevention Services Supervisor, Cecil County Department of Health, MD

In addition, we are grateful to all the people who participated in an interview or listening session or filled out a survey as part of this assessment. This report would not have been possible without them.



## Introduction

In July 2021, The Prevention Network of Rock County and Rock County Human Services contracted Epiphany Community Services to complete a county-wide substance use assessment. This report provides a summary of the findings. The findings will drive decision-making around programming and funding for services regarding substance use and related issues for youth and adults throughout Rock County.

### Goal and Objectives

- 1. To examine substance use and related issues (e.g., mental health) in Rock County.**
  - a. While the community assessment will provide an overview of trends affecting all Rock County residents, there will be an emphasis on gathering data on populations that experience health disparities and are typically underrepresented in many community assessments such as LGBTQ+, African Americans, and Latinos/as/x<sup>1</sup>.
  - b. Attention is also paid to geographic variations and how substance use issues play out across municipalities within Rock County: Beloit,<sup>2</sup> Clinton, Edgerton, Evansville, Janesville, Milton, and Orfordville.
- 2. To identify existing services and resources in substance use (prevention, treatment, and recovery) as well as challenges.**
  - a. This information will be used to identify recommendations and plan interventions.

This report first presents findings from Rock County as a whole, drawing on secondary data reported at the County level and conversations with people serving residents across the County. Subsequent sections cover each of the seven municipalities separately (in alphabetical order), summarizing findings from residents and professionals who specifically work and/or live in those areas. Finally, there are three sub-population sections in which particular attention is given to covering how the issues play out among African American, Latino/a/x, and LGBTQ+ residents. Each section also includes suggested areas for improvement.

---

<sup>1</sup> In this report, Latino/a/x (male, female, and gender neutral) and Hispanic are used interchangeably to refer to residents originating from Latin America. Many adults were born abroad but their children tend to be US-born. The majority (82%) are of Mexican descent but that varies by municipality.

<sup>2</sup> There is the city of Beloit and Beloit town or township. In this report, we are referring to the city of Beloit unless specified otherwise.

## Methodology

Staff from Epiphany Community Services (ECS) worked closely with the Rock County team to conduct this substance use community assessment. Weekly meetings between ECS and the local Rock County team, from August 2021 through February 2022, guided the assessment from conceptualization to data collection to the final report. In addition, three Rock County and three external consultants provided feedback on the interview and listening session questions and the final report, based on their expertise in substance use prevention, the local Rock County environment, and/or specific sub-populations such as youth, LGBTQ+, Latinx/o/a, and African Americans. This was incorporated to ensure all components were well-informed, appropriate, and inclusive for a variety of demographics.

### Research Questions

The main questions that drove this assessment were:

1. What substance use trends exist in Rock County?
2. What factors influence substance use in Rock County?
3. What initiatives, services, or programs are available to address substance use in Rock County?
4. What steps could be taken to address substance use in Rock County?

Various types of data were collected to answer these questions in a comprehensive way. First, existing data (secondary data) were gathered. At the same time, a brief online survey was designed and distributed, focusing specifically on the LGBTQ+ community because such limited existing data are available on this group. Second, 44 key leader interviews and 19 listening sessions with 188 residents were conducted (primary data). A week-long site visit to Rock County helped the ECS evaluators gain insight into the local context and landscape. To protect the identities of participants, names and other identifying information are not shared in this report.

### Secondary Data

Our first step was to collect as much relevant existing data as possible from the past several years. This includes:

- demographic data from the US Census Bureau
- public health data from the Wisconsin Department of Health Services (DHS)
- alcohol and drug overdose and hospitalization rates from WI DHS and local hospitals
- service utilization data from the Rock County Health Department
- youth substance use rates from the Youth Risk Behavior Survey (YRBS)
- prescription drug data from the Wisconsin Enhanced Prescription Drug Monitoring Program (ePDMP)
- school attendance and incidence data from the WI Department of Public Instruction and the WI Information System for Education Data Dashboard (WISEdash)
- arrests and drugs crimes data from the WI Department of Justice
- area deprivation index (ADI) data from Health Resources and Services Administration (HRSA)
- child opportunity and poverty statistics from The Opportunity Atlas

We also reviewed the County's 2021 Health Equity report, the 2019 Rock County Heroin Epidemic report, the 2019 Burden of Binge Drinking in Wisconsin report, the 2020 WI Child

Abuse and Neglect Report, and the 2020 Wisconsin Alcohol Policy Project. In addition, several local organizations shared their data for this report. All these data were compiled into an Excel spreadsheet with 32 tabs (by topic), hundreds of variables, and thousands of data points. The most relevant data are incorporated into this report.

## LGBTQ+ Survey

We designed an anonymous online survey to be distributed via QR codes at the Rock County Pride in the Park festival on October 9, 2021, organized by Janesville Pride. All respondents were asked about substance use and access. Those who identified as LGBTQ+ were asked about how included and welcomed they feel in various settings in the community, any negative experiences they have had due to their sexual or gender identity, their substance use, sexual activity, and overall mental and physical health. The survey took an average of four minutes to complete. After the festival, the survey was promoted by BASE on their social media page to gather additional responses. A total of 41 individuals started the survey, of which 36 completed it. Of the final sample, 13 were straight, and 23 identified as LGBTQ+ (Table 1).

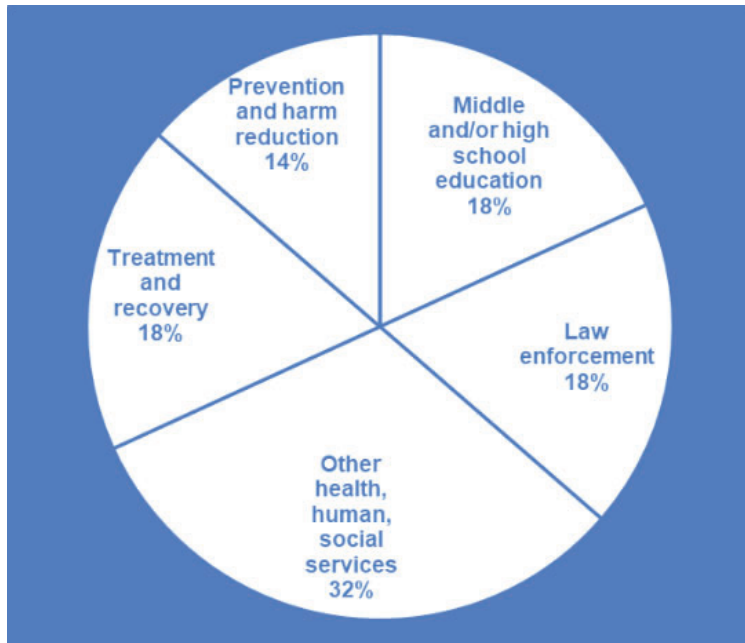
Table 1: Demographics of survey respondents

	LGBTQ+ respondents (N=23)	Straight respondents (N=13)
Sexuality	9 pansexual, 5 lesbian, 4 bisexual, 3 gay, 1 asexual, 1 did not wish to share/unsure	Straight
Gender identity	13 cis female, 3 cis male, 4 transgender FTM, 1 non-binary, 2 gender variant not listed	11 cis female, 2 cis male
Racial/ethnic identity	All White	All White
Residential zip code	11 zip codes, incl. 53545 (7 respondents, Janesville), 53536 (3, Evansville), 53576 (2, Orfordville)	8 zip codes, incl. 53546 (3, Janesville), 53536 (2, Evansville), 53511 (2, Beloit)
Age	Between 21 and 53 years, average: 32	Between 27 and 52 years, average: 40

## Key Leader Interviews

Between October 21 and November 23, 2021, **44 one-on-one interviews** were conducted with key leaders working in Rock County in a variety of fields, including substance use/SUD prevention and harm reduction, SUD and/or mental health treatment and recovery, law enforcement, and middle and high school education (Figure 1).

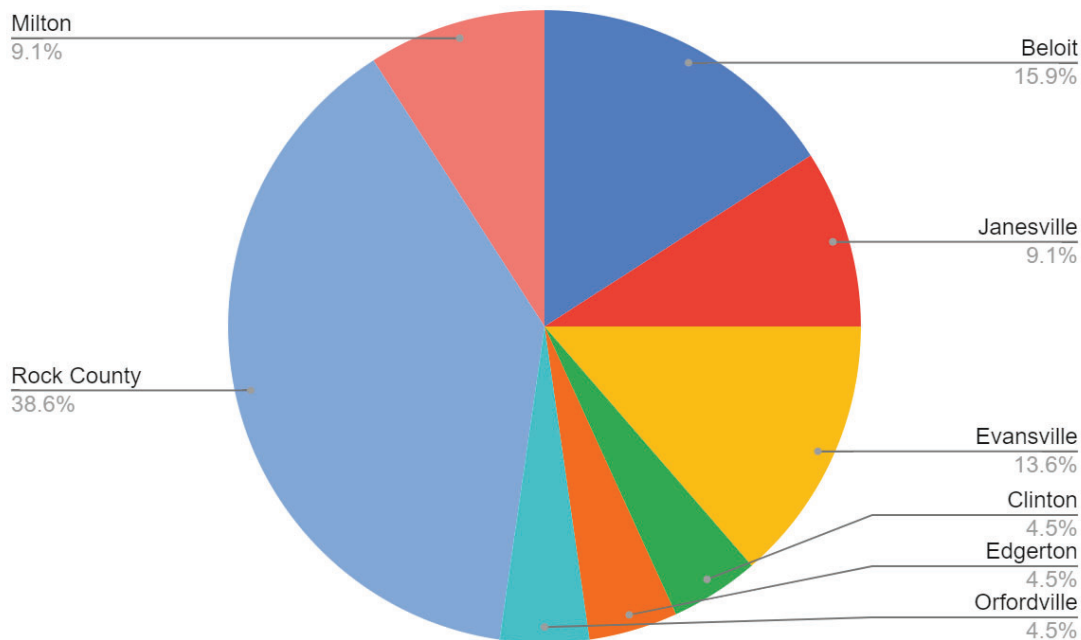
Figure 1: Sectors in which key leader interviewees work



Individuals were identified by the local Rock County team as having insight into substance use in some capacity and invited to schedule a virtual video interview with ECS. We were intentional about recruiting individuals working in different municipalities and with various populations. Interviews lasted between 20 and 80 minutes and were recorded with permission from participants. Detailed notes were taken from the recordings, and the notes were analyzed using a qualitative software program called Dedoose.

Around 40% of interviewees served Rock County as a whole, while the rest served (mostly) one area (Figure 2). Participants had worked in the County for various periods of time, from a few years to lifelong. Several lived outside Rock County but commuted in for work. About half served all populations and others had focus areas such as Latinx, African American, LGBTQ+, youth, and/or lower-income residents.

Figure 2: Areas served by key leader interviewees

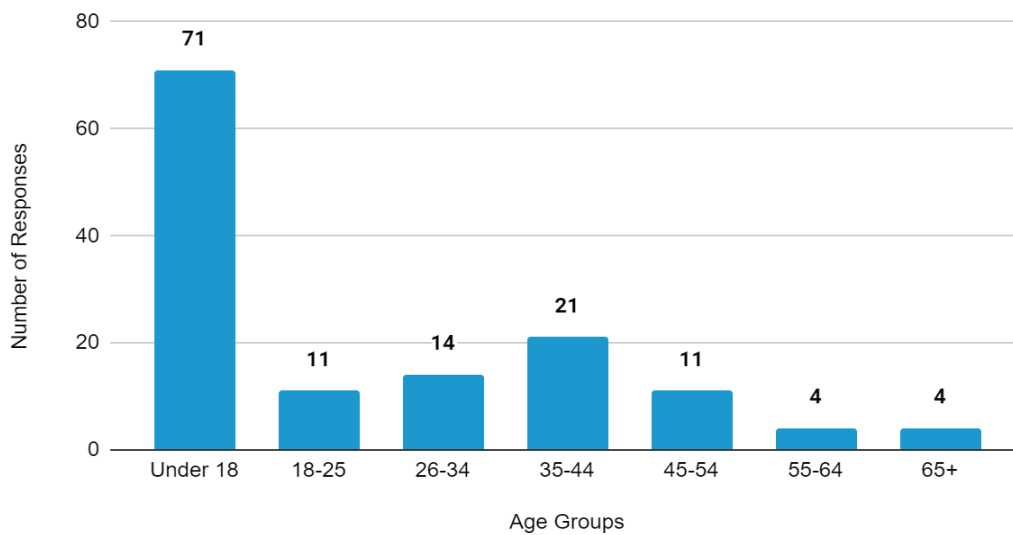


### Listening Sessions

Between October 26 and November 19, 2021, **19 listening sessions** were conducted with a **total of 188 Rock County residents**, including educators, parents, middle and high school students, and service providers. Four were held virtually, and the rest were in-person at locations familiar to participants and where they already meet, such as schools, libraries, and community organizations. Potential participants were identified and invited by the local Rock County team and their network. In most cases, the listening session was made up of an existing group of people, so they were familiar with one another and have shared roles or common goals. We were intentional about recruiting groups representing different geographic areas, ages, races/ethnicities, and sexual and gender identities. Listening sessions lasted 30-90 minutes and were recorded with permission from participants. Detailed notes were taken from the recording and the notes were analyzed using a qualitative software program called Dedoose.

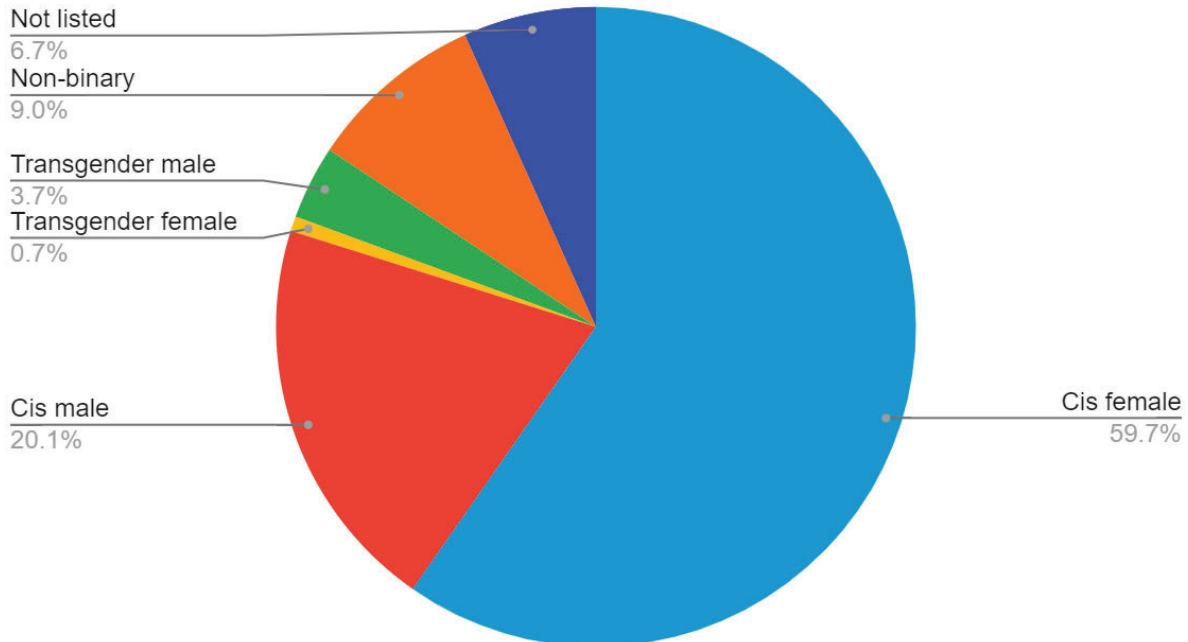
Of the participants who filled out the demographic survey (136 of the total 188), 52% were under 18 (Figure 3).

Figure 3: Listening sessions participants' age



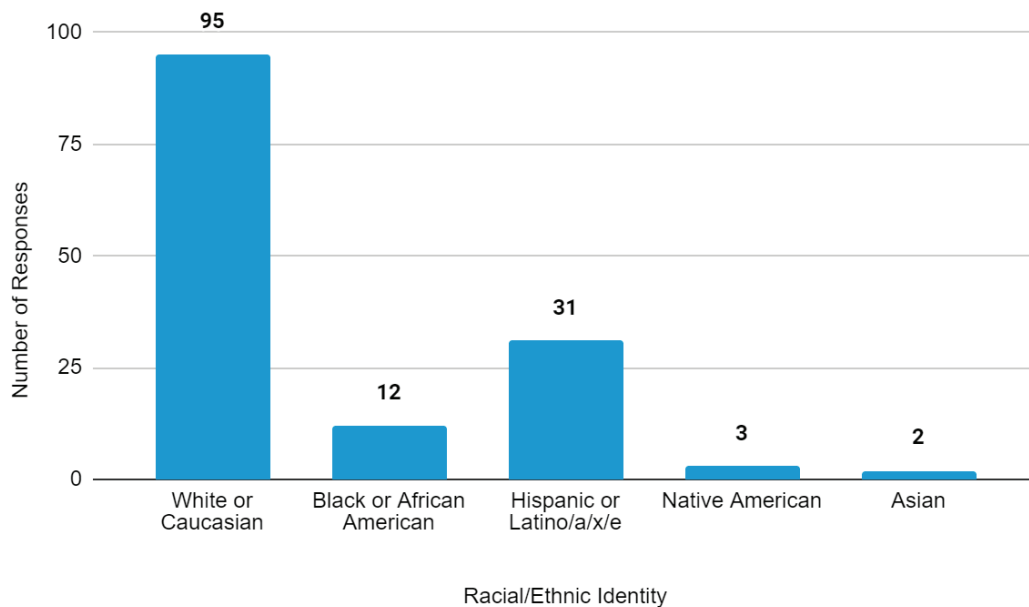
Most listening group participants (60%) identified as cis female (Figure 4). An overrepresentation of this demographic is common in surveys and listening sessions of this nature) and 20% as cis male. Others identified as non-binary, transgender, or with an identity that was not listed.

Figure 4: Respondents' gender identities



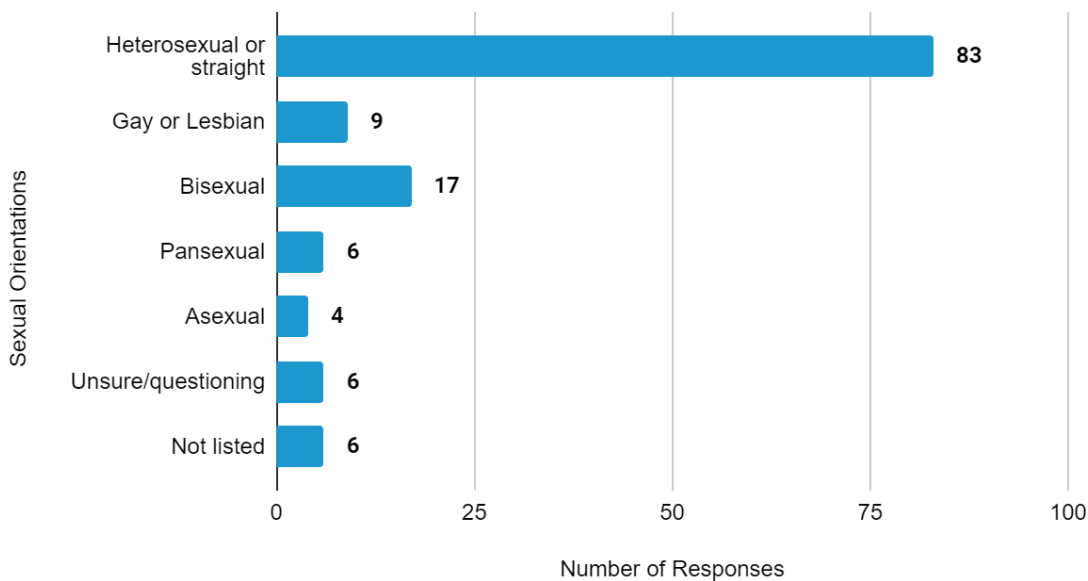
Almost 70% of participants identified as non-Hispanic White, 23% as Latino/a/x, 9% as African American or Black, 2% Native American, and 1% Asian (Figure 5). The County-wide demographics are 9% Latino/a/x and 4% African American/Black. These groups were “oversampled” due to the focus areas of this assessment.

Figure 5: Listening session participants' racial/ethnic identities



In terms of sexual orientation, 61% of those who responded to this question identified as straight and the rest as part of the LGBTQ+ community (Figure 6).

Figure 6: Participants' sexual orientations



All of Rock County's zip codes were represented, most commonly 53511 (Beloit, 50 participants), 53536 (Evansville, 28 participants), 53563 (Milton, 14 participants), 53546 (Janesville, 11 participants), and 53545 (Janesville, 9 participants). As appears common in the area, most listening session participants were born and raised in Rock County. They may temporarily leave, e.g., for college, but return to raise a family and/or serve the community.

## Limitations

- Though we were able to obtain a large amount of (mostly publicly available) data, there are not a lot of data available to indicate if and how substance use varies for different groups of people, e.g., by race, ethnicity, sexual orientation, or socioeconomic status. Besides the YRBS data, we were unable to find any Rock County data that covers sexual and gender identity.
- Even when data is broken down by sub-populations, it is not always reliable. For instance, if the numbers of a subgroup (e.g., African Americans) is very small, a few individuals can completely change a statistic and perhaps suggest a trend that is not there.
- Existing data were usually only available at the County level and not broken down by municipality.
- The sample size of the LGBTQ+ survey was too small to generalize to the broader population of Rock County but complements information we were able to gather through the interviews and listening sessions.
- According to the US Census, Rock County has around 2,000 Asian and 900 Native American residents. There is, however, almost no reliable data on these groups, and our numbers were too small to make general statements about these groups.
- Selection bias is possible among the listening session participants because most were already connected to an existing organization, agency, or school in the County. That said, this also meant they were more often more informed about substance use topics than a random sample of residents would be.

Using a variety of methods and sources helped us create a more comprehensive picture and made up for some of these limitations.



## Results: Rock County

This first section presents findings from Rock County as a whole. First, background information is provided about the county, such as geography, history, and demographic information, to offer context. Second, results regarding substance use prevention, treatment, and recovery are discussed. Third, mental health and other issues related to substance use are mentioned. Fourth, attention is paid to how the above topics play out among different sub-populations in the County, particularly LGBTQ+, African Americans, and Latinos/as/x. Lastly, a list of overarching recommendations is provided. Subsequent sections will be organized in the same way but focusing on specific municipalities within the County, in alphabetical order: Beloit, Clinton, Edgerton, Evansville, Janesville, Milton, and Orfordville. Some findings are repeated because of similar trends across places.

### Context

Rock County is situated in Southcentral Wisconsin, bordering Illinois and approximately an hour from the cities Madison and Milwaukee WI, and 1.5 hours from Chicago. Rock County includes the municipalities of Beloit, Clinton, Edgerton, Evansville, Janesville, Milton, and Orfordville.

As of 2019, the county had a **population of 163,354, of which 9.1% were Hispanic and 4.6% African American** (Table 2). Income levels were generally lower than the state average (and poverty levels higher), except for African American residents who fared slightly better in Rock County than in Wisconsin but still lagged far behind their non-Hispanic White neighbors. Likewise, Hispanic residents earned lower incomes and experienced higher poverty levels (almost 1 in 3) than their non-Hispanic White neighbors. This shapes their daily lives, educational opportunities, and access to healthcare and other services.

Unemployment in Rock County was higher than the state average (3.0% vs. 2.1%) but still relatively low (Table 2). Almost 1 in 20 residents did not have health insurance, but for Latinos, this was 1 in 5. Only 1 in 5 Rock County residents held a bachelor's degree or higher. Eight percent (8%) of households had a female household head with children under 18 and without a husband.

*Table 2: Demographic data for Rock County and Wisconsin (US Census 2019)  
Grey = lower than the state average. Blue = higher than the state average.*

	Rock County	Wisconsin
Total population	163,354	5,822,434
Percent African American/Black	4.6%	6.4%
Percent Latinx/Hispanic	9.1%	7.1%
Percent foreign-born	4.5%	5.0%
Average annual household income	\$72,840	\$82,899
Per capita average annual income (overall)	\$29,985	\$34,568
Per capita average annual income Black	\$21,750	\$18,226
Per capita average annual income non-Hispanic White	\$33,192	\$36,940
Per capita average annual income Latinx/Hispanic	\$14,076	\$18,757
Percent below the poverty level (total population)	13.5%	10.4%
Percent under 18 below poverty level	21.3%	13.5%
Percent Black below poverty level	22.9%	27.3%
Percent Latinx/Hispanic below poverty level	31.1%	19.5%
Percent unemployed (civilians over 16)	3.0%	2.1%
Percent without health insurance (overall)	4.9%	5.7%

Percent Black residents without health insurance	6.2%	7.8%
Percent Latinx/Hispanic without health insurance	20.6%	17.0%
Female householder, no husband, with own children under 18	8%	6%
Bachelor's degree or higher	21.8%	29.5%

Historically, many people in the area worked in farming or the auto industry. Farmland and farming remain, but the large General Motors (GM) factory closed in 2009, forcing employees to seek other jobs. The factory closing had a big impact on employment and – as a result – mental health and substance use. Some people moved away, but others stayed, and the County remains home to many long-term and multi-generational residents.

Interview and listening session participants described Rock County as a **close-knit community where everyone knows each other**. There is the city or more urban feel of Janesville and Beloit and the small-town and rural communities surrounding them, both of which bring their assets and challenges. **Each municipality has its distinct character and its demographics vary** (as presented later in the report). For instance, Beloit is the most racially/ethnically diverse, with 16.4% African American and 20.2% Hispanic residents, whereas the rest of the County is around 95% non-Hispanic White. It is also the poorest municipality, with an average household income of \$56,767 compared to \$77,169 in Milton (US Census 2019).

Participants depicted Rock County as a place where people work together. There is a lot of **collaboration and collective problem solving across sectors and organizations**. It is a community-minded place where many feel a sense of belonging. Rock County has a strong Human Services Department, multiple healthcare systems, and a variety of community organizations offering activities and services for children, youth, and adults. It is the only county in the state with two domestic violence shelters and leads in rental assistance programs.

That said, the county also struggles with **poverty and inequalities**. Over 1 in 5 children live below the poverty level, which shapes their upbringing and opportunities for upward mobility. While participants celebrated the diversity of Beloit, African American and Hispanic residents continue to face the results of **historical segregation and continuous exclusion**. In terms of racial/ethnic inclusion, some organizations, schools, or subsections of the community were described as inclusive, whereas others were vocally discriminatory or passively silent. On November 5, 2021, there was a Proud Boy rally in Beloit, and Black teachers and administrators have received death threats that involved racism. On the other side, many residents and service providers want Rock County to welcome everyone. Yet, not all individuals, organizations, and systems are currently prepared to do this successfully (further discussed in this report). In most of Rock County, the number of racial/ethnic minorities is low, so they may be overlooked.

Limited data exist about the LGBTQ+ communities in Rock County, though this report helps fill some of this gap. This is typically a more hidden community since gender and sexual identity are not always openly expressed. Several organizations such as BASE (Building a Safer Evansville) and GSAs (Gender and Sexuality Alliances) in middle and high schools are creating spaces for young people to explore their identities and be “out.” While some support and celebrate this, **LGBTQ+ residents continue to face bullying and discrimination** at schools and in the broader community. According to the 2018 YRBS (Youth Risk Behavior Survey), 2.6% of students identified as gay or lesbian, 9.6% as bisexual, and 6.9% as transgender. That said, this varies by community because in a 2021 Evansville high school survey, almost 1 in 3 students identified as LGBTQ+. Around 71% of straight students felt accepted at school most of

the time or always based on their sexual orientation, compared to 43% of bisexual students, 41% of gay or lesbian students, and 35% of transgender students. Around half the students who identified as transgender reported being harassed on school property in the past year (YRBS 2018).

## Substance Use

### Trends

This section covers alcohol and drug trends in Rock County, drawing on Department of Health Services data and information gathered from residents and experts. **Alcohol was the number one substance used in Rock County, followed by marijuana. Youth vaping (nicotine and THC) is increasingly common, and opioid incidents are rising. Some other drugs, such as meth and cocaine, are also present but are less widely used. Drugs, including marijuana products and pills, are becoming more dangerous and deadly due to their increased strength, the mixing of substances, and the presence of fentanyl.**

Though there are some demographic and geographic differences, **substance use occurs among every group and place.** Participants speculated that people of lower socioeconomic status might be at greater risk for SUD because of the financial stressors in their lives and limited access to services. In rural parts of the county, meth appears more common, and crack cocaine seems to have an older demographic. Across municipalities, participants reported similar substance use trends, but the situation may seem more severe in Beloit and Janesville because of the larger number of residents. In some instances, use goes unnoticed because people do it recreationally, hide their addiction, or do not seek services.

While some interview and listening session participants say they have not noticed an increase in substance use because of the COVID-19 pandemic, the majority speculated that **substance use has risen during the pandemic as a coping strategy for the increased isolation, boredom, stress, anxiety, and depression** it has caused. This reflects a nationwide trend: based on data collected nationally from October to December 2020, it is estimated that 25.9 million past-year users of alcohol and 10.9 million past-year users of drugs other than alcohol reported they were using these substances “a little more or much more” than they did before the COVID-19 pandemic began (SAMHSA 2021).

**The most common driving factor of substance use mentioned by participants is wanting to escape reality** because of painful life or mental health conditions, including anxiety and depression, trauma, and stress. For others, there may be an initial physical need, e.g., for prescription drugs (painkillers, sleeping aids), but that continuous use can lead to misuse and addiction. Experimenting and wanting to fit in also plays a role, primarily among youth. Children and teens are heavily influenced by their home, friend, and neighborhood environment, i.e., if substance use is occurring in their home (among parents, older siblings), they are more likely to use because of availability and normalization. Boredom was also reported as prompting (recreational) drug use among youth.

### Alcohol

Interview and listening session participants consistently brought up the **centrality of alcohol in Wisconsin culture**, and this is no different in Rock County. Because it is legal above 21 and readily available, it is **normalized** and not considered a “drug.” It is common for community events to serve alcohol and for children to be present at bars. Minors can even legally drink at

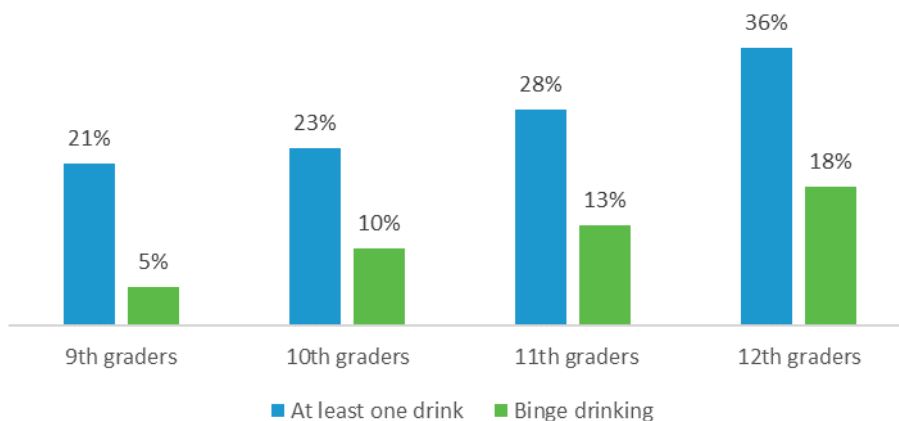
establishments if with their parent. The perception of harm is low, and many parents will allow their older teens to drink at home or in supervised settings if they do not drive. Efforts are made, e.g., by Parents Who Host Lose the Most, to tackle this and push back the age of first drink, which is a common starting point for addiction later in life. A social host ordinance passed at the local level and subsequently at the state level. Local social host ordinances cannot have higher fines than determined at the state level.

Still, most Rock County youth do not report drinking in high school (Table 3). Among 9<sup>th</sup>-12<sup>th</sup> graders, 21% reported having at least one drink in the past 30 days in 2018 compared to 27% in 2019 (YRBS). In 2018, 13% reported binge drinking at least one day in the past month, compared to 12% in 2019. Binge drinking is defined as 5+ drinks per occasion for men and 4+ drinks per occasion for women. Alcohol use increased by grade (Figure 7). Overall, 4% of high school students reported driving after drinking in the past 30 days, the highest being amongst 9<sup>th</sup> graders (7%). Over half (58%) of Rock County high school students had ever had an alcoholic beverage (51% of 9<sup>th</sup> graders, 55% of 10<sup>th</sup> graders, 60% of 11<sup>th</sup> graders, and 66% of 12<sup>th</sup> graders).

*Table 3: 30-day alcohol use by gender and grade (YRBS 2019)*

Past 30 days use (answered yes)	All Students	9th	10th	11th	12th
<b>Alcohol-At least one drink</b>	27%	21%	23%	28%	36%
<b>Alcohol-Binge drinking</b>	12%	5%	10%	13%	18%

*Figure 7: Alcohol use among Rock County high school students in the past 30 days (2019)*



Among 2019 YRBS respondents, 14.0% of Rock County high school students said they were offered, sold, or given drugs on school property in the past 12 months (16.0% of 9<sup>th</sup> graders, 14.0% of 10<sup>th</sup> and 11<sup>th</sup> graders, and 11% of 12<sup>th</sup> graders). Around one in 9 (11.0%) reported attending school under the influence of alcohol or drugs in the past year.

Though legally available for adults over 21, alcohol has a range of negative consequences, including harm and death to the individual and others in the community. There is also a cost of lost productivity and burdens on law enforcement and the healthcare system (Figure 8).

According to the 2019 Burden of Binge Drinking report, binge drinking rates in Wisconsin were 24% in 2018, compared to the national average of 18% (for Rock County, it was also 18%). In 2018, excessive alcohol consumption in WI contributed to 2,485 alcohol-related deaths; 79,285

alcohol-related hospitalizations; 7,210 persons in an alcohol-related treatment service; 6,151 alcohol-related crashes; 1,817 juvenile liquor law violations; and 24,651 driving under the influence arrests in Wisconsin. In 2018, the estimated annual economic cost of binge drinking is \$3.9 billion, and the alcohol tax revenue was \$60.9 million.

**In Rock County, the cost of binge drinking is around \$82.8 million per year** (an average of \$515pp), the majority of which is due to lost productivity (Figure 8). The estimated number of binge drinking episodes per month among adults who binge drink in Rock County was 3.2.

Figure 8: Estimated cost of binge drinking in Rock County, 2018 (from the 2019 Burden of Binge Drinking report)

(Note: excessive alcohol consumption includes binge drinking, heavy drinking, and any drinking under age or by pregnant women)

**In Rock County, the estimated annual economic cost of binge drinking is \$82.8 million.**



**Binge drinking is responsible for 76% of the excessive alcohol consumption economic cost.<sup>3</sup>**

In 2017, 5% of County deaths were related to alcohol, and 137 people were injured and five killed in alcohol-related crashes (Table 4).

Table 4: Substance-related death, hospitalizations, and injuries in Rock County (WI DHS 2017)

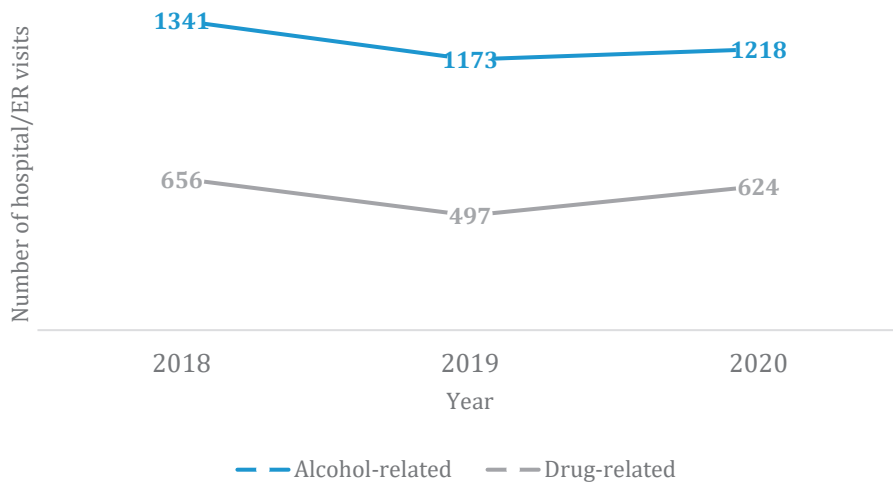
Variable	Rock County statistic
Deaths related to alcohol	5.0% (78 out of 1547)
Hospitalizations related to alcohol	483 total (57.9% were 45-64 years old), rate: 3.0 per 1,000
Persons injured by alcohol-related crashes	137 (10.8% of all 1265)
Persons killed by alcohol-related crashes	5 (41.7% of all 12)
Persons injured in motor vehicle crashes with a citation for OWI	61 (4.8% of total)
Persons killed in motor vehicle crashes with a citation for OWI	1 (8.3% of total)

Source: Wisconsin Public Health Profiles. The most recent data is from 2017. Rock County: pages 381-387. <https://www.dhs.wisconsin.gov/publications/p45358-21.pdf>

Up-to-date crash data related to alcohol and drugs can be viewed on [Community Maps](#), an interactive website updated daily using the Wisconsin DT4000 police crash report database. Crashes can be searched by County, severity (fatality, suspected serious injury, suspected minor injury, possible injury, and no apparent injury), and “flags” such as whether alcohol, drugs, a biker, or teen driver were involved.

Combining hospital and ER data, it appears that visits related to alcohol and drugs were higher in 2020 than in 2019 but lower than in 2018 (Figure 9). Opioid-related hospital and ER visits were most common in the drugs category and rose, from 218 in 2018 to 250 in 2020.

Figure 9: Alcohol and drug-related hospital/ER visits, Rock County 2018-2020 (ESSENCE Syndromic Surveillance System)



Alcohol-attributed deaths were slightly on the rise and around 6<sup>th</sup> in the state in terms of numbers and 19<sup>th</sup> in the state for death rate (Table 5). Most deaths were among non-Hispanic White residents 65 and older.

Table 5: Alcohol-attributable deaths, Rock County 2017-2019 (WI DHS)

	2017	2018	2019
Number of alcohol-attributable deaths	78 (6th in the state)	86 (5th in the state)	87 (6th in the state)
Acute deaths	49	53	49
Rate (per 100,000 residents)	48.3 (18th in the state)	53.5 (18th in the state)	54.3 (19th in the state)

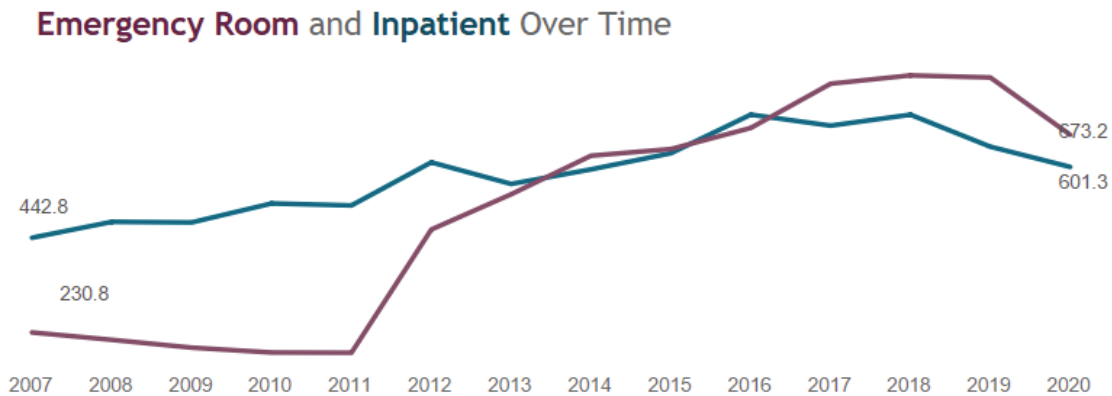
Chronic alcohol hospitalization numbers and rates were fairly consistent between 2017 and 2020 (Table 6). This includes hospitalizations directly related to long-term use of alcohol, such as liver cirrhosis and alcohol dependence. Acute alcohol hospitalizations (such as alcohol poisoning) are not included. Chronic alcohol hospitalization numbers for Rock County were ranked 6<sup>th</sup> highest in the state, and the rate was around 10<sup>th</sup> in the state (Table 6).

Table 6: Chronic alcohol hospitalizations, Rock County 2017-2019 (WI DHS)

	2017	2018	2019
ER Number	1,267 (6th in the state)	1,292 (6th in the state)	1,293 (6th highest in the state)
ER Rate (per 100,000 residents)	787.5 (13th in the state)	806.2 (14th in the state)	801.5 (10th highest in the state)
In-patient number	1,116 (6th in the state)	1,151 (6th in the state)	1,043 (6th highest in the state)
In-patient rate (per 100,000 residents)	693.7 (9th in the state)	718.2 (10th in the state)	646.6 (16th highest in the state)

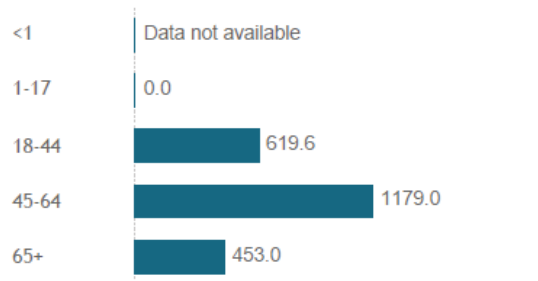
That said, chronic alcohol hospitalizations are much higher in 2019 than they were a decade ago (Figure 10), with ER visit rates per 100,000 residents jumping from 230.8 to 801.5 from 2007 to 2019 but dropping to 673.2 in 2020. Inpatient rates rose from 442.8 per 100,000 residents to 601.3 per 100,000 residents during that time. Black people in Rock County had higher inpatient hospitalization rates than White people, and non-Hispanics had much higher rates than Hispanics. Males had higher rates than females, and the age category with the highest rates was 45–64-year-olds.

Figure 10: Chronic alcohol hospitalization rates Rock County over time and by age, race, ethnicity, and sex (WI DHS 2007-2020)

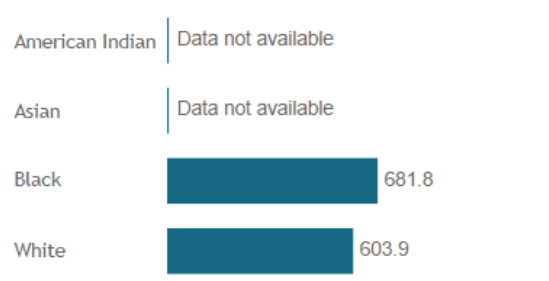


Click on the bars below to filter by that demographic group for the entire dashboard (example: click on female in the "visits by sex" bar chart). Click on whitespace in the dashboard to unfilter.

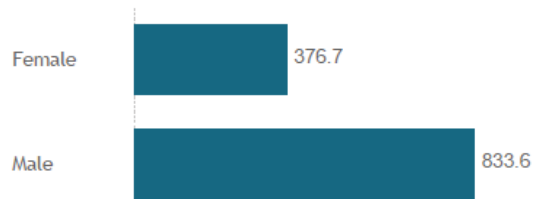
#### Inpatient visits by Age



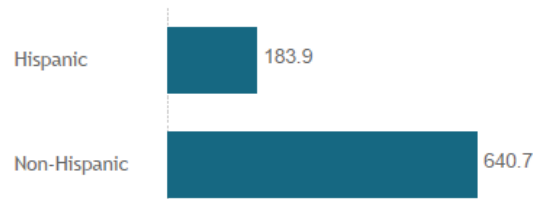
#### Inpatient visits by Race



#### Inpatient visits by Sex



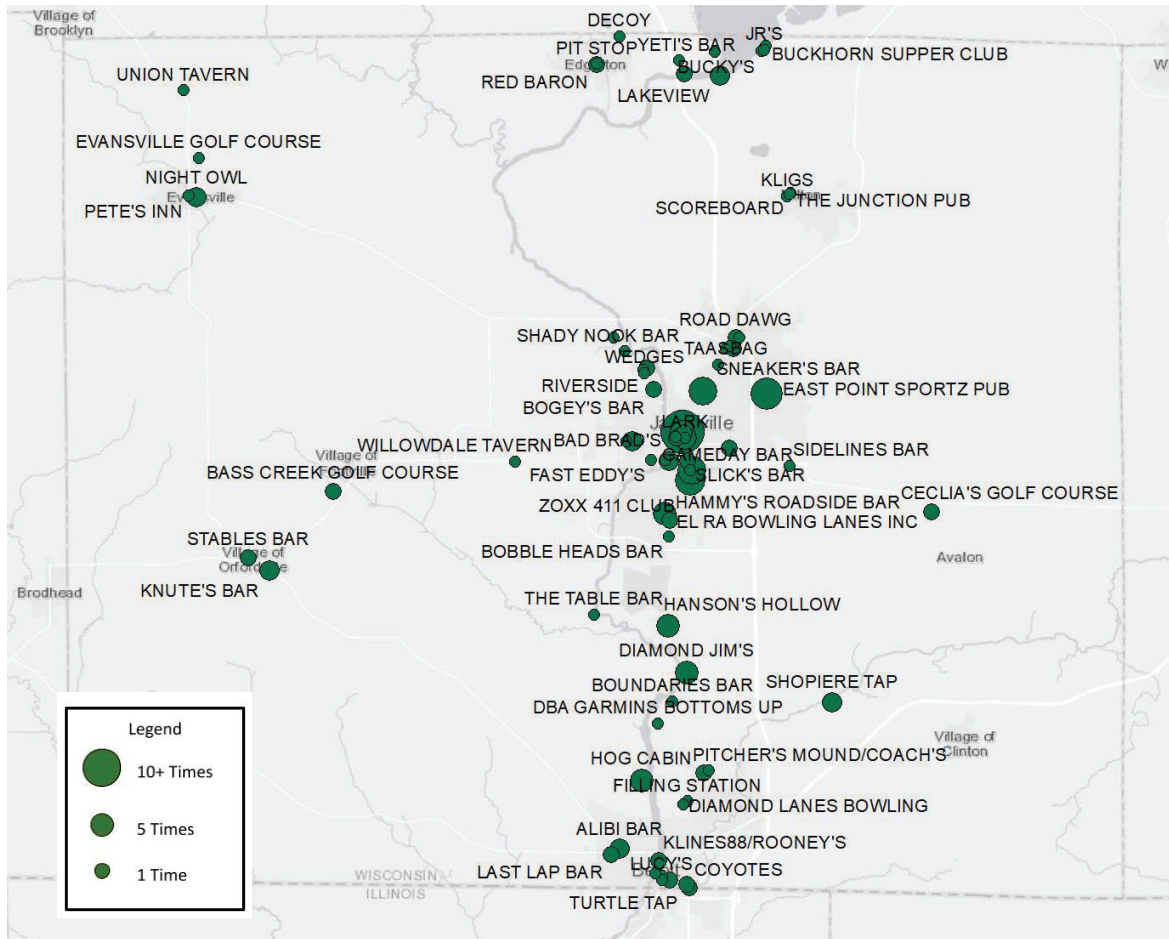
#### Inpatient visits by Ethnicity



**Recommended Citation:** Wisconsin Department of Health Services. DHS Interactive Dashboards, Alcohol Hospitalizations Module [web query]. Data last updated 7/1/2020 10:20:23 AM.

The Rock County Prevention Network published a Place of Last Drink (POLD) report using 2019-2020 data. Rock County has a total of 347 establishments with alcohol licenses. During the first year period, 71 out of 256 on-premise licensees were named the POLD, approximately 28% of Rock County's on-premises licensees (Figure 11).

Figure 11: Place of Last Drink (POLD) map



On two or more occasions, one in ten of all licensees were the identified POLD. A small number of licensees are frequently over-served, creating serious safety and health hazard in the community (Figures 12 and 13).



Figure 12: Number of times each licensee was named as POLD in 2019

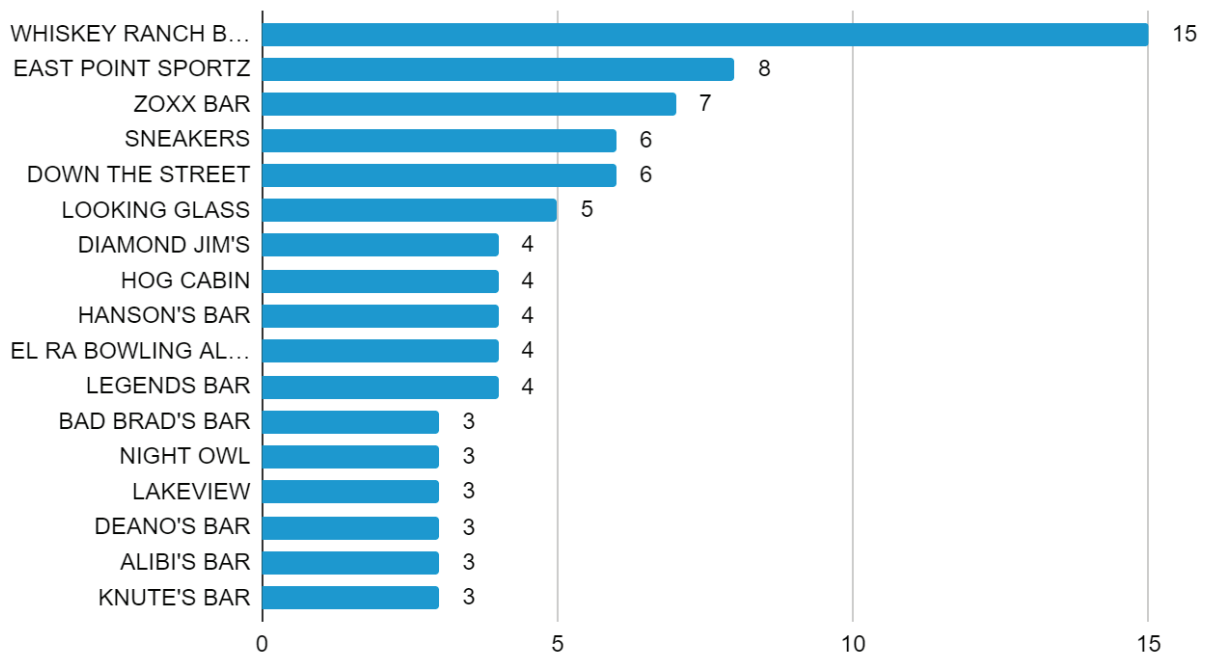
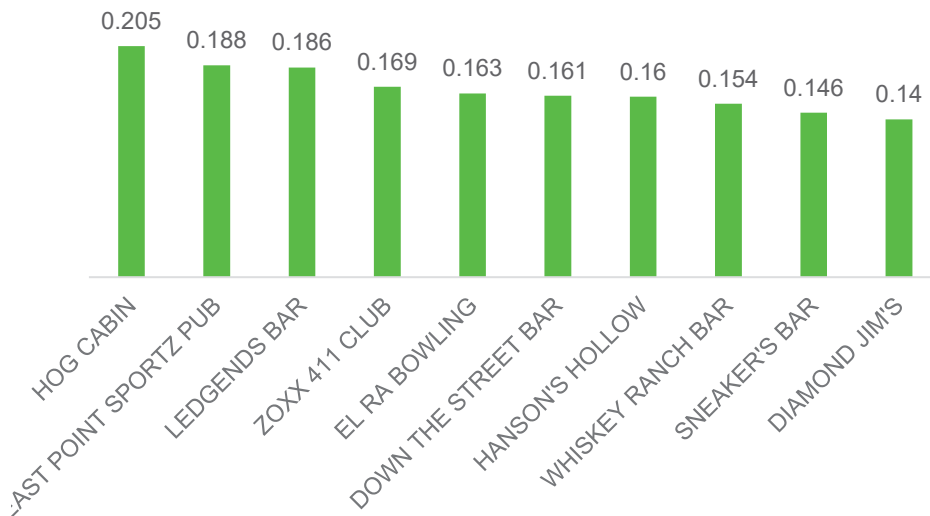
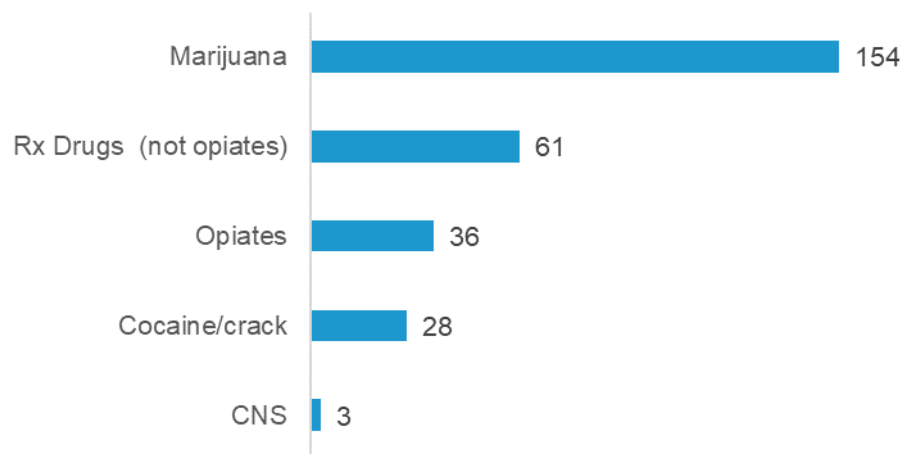


Figure 13: Average BAC levels of suspects for 10 most frequently named POLD locations



A total of 954 POLD suspects were arrested. This group was primarily male (77%) and between 21-30 years old (31%) or 31-40 (28%). In 41 cases, the DRE was called. In addition to alcohol, OWI suspects were also under the influence of marijuana and other drugs (Figure 14). Alcohol compliance check data showed 6 failures and 25 compliant in July 2021 but 13 failures and 6 compliant in December 2021.

Figure 14: Most commonly used drugs of OWI suspects in 2019



### Tobacco and Vaping

**Around 1 in 5 adults in Rock County smoke cigarettes.** Cigarette use has decreased nationally, especially among youth, but **vaping is rising**. Interview and listening session participants repeatedly mentioned vaping or e-cigarette use as a major trend among Rock County youth. Vape pens can be used to inhale, e.g., nicotine or THC. They are popular among teens because they are flavored, easy to conceal, and readily available. Use is easier to hide because the vape pens look like regular pens or USB sticks, and they do not smell like smoke. While they do not contain all the harmful ingredients of cigarettes, they can still be damaging and addictive. Being a relatively new product, the science on the exact long-term impacts on teens is still developing. Similarly, limited regulations and policies on their sales and distribution exist. As of January 2022, the national legal age of purchasing tobacco and vape products is 21, but WI has yet to adopt federal law. Still, younger teens often get the pens and cartridges from older friends, siblings, acquaintances, or strangers online. The sales of vaping products via social media platforms such as TikTok and Snapchat have made it increasingly easy for youth to access these products and other substances, but increasingly hard for parents, schools, and law enforcement to track and impede.

According to 2019 YRBS data, **1 in 5 Rock County high school students** (1 in 9 9<sup>th</sup> graders and almost 1 in 3 12<sup>th</sup> graders) **has vaped in the past 30 days** (Table 7). As with alcohol use, tobacco, vaping, and marijuana use increased by grade. Almost half (45.0%) of students had ever tried vaping, and **over 2 in 5 vapers or other tobacco users (43%) had tried to quit**. Teachers, staff, administrators, and officers working in high schools (and, in some cases, middle schools as well) across the County reported regularly catching groups of students vaping in the bathrooms. The exact procedures and consequences vary by school.

Table 7: Tobacco and vaping in the past 30 days, Rock County (YRBS 2019)

Past 30 days use (% that answered yes)	All Students	9th	10th	11th	12th
<b>Tobacco (cigarettes/chew, cigars, cigarillos)</b>	9%	5%	8%	10%	14%
<b>Vaping</b>	20%	11%	17%	20%	30%
<b>Ever tried vaping</b>	45%	34%	42%	48%	56%
<b>Marijuana</b>	19%	13%	16%	22%	24%

## Marijuana

According to interview and listening session participants, marijuana use is common among youth and adults in the County. According to 2019 YRBS data, around **1 in 5 Rock County high school students has used marijuana in the past 30 days**, with rates fluctuating between around 1 in 8 for 9<sup>th</sup> graders to almost 1 in 4 for 12<sup>th</sup> graders (Table 7). To our knowledge, there are no data on marijuana use among adults in Rock County. In our adult LGBTQ+ survey, LGBTQ+ respondents were almost three times as likely to have used marijuana or hashish in the past 30 days (43%) compared to straight respondents (15%), but this was a very small sample.

There is a **low perception of risk** because it is “natural” (a plant), prescribed for various conditions (medical marijuana), and increasingly legal. Children or teens who see their parents use marijuana products may think it is normal, not dangerous, and acceptable. Marijuana’s legalization in IL and Rock County’s proximity to IL makes it **easy to obtain**. Even though it is illegal in WI as of January 2022, a referendum on the recreational use of marijuana passed in 2019 with 65% of the public supporting legalization. In addition, an ordinance passed by the Rock County board made the possession of 28 grams or less of marijuana possession only a dollar fine. A concern is that **current THC products are much stronger than those in the past**, increasing risks of addiction, overdose paranoia, anxiety, and other side effects.

**While there are no marijuana dispensaries in WI, shops are selling CBD products, Delta 8, and edibles** (e.g., gummies). The cannabis Sativa plant contains over 100 chemical compounds, the most popular being THC (delta 9), the psychoactive compound that makes you “high” ([Cleveland Clinic 2021](#)). CBD (cannabidiol, an ingredient in cannabis) and delta 8 are other compounds in cannabis and are used recreationally or therapeutically. CBD products are legal in the US as long as they contain less than 0.3% THC. The concern with delta 8 is that it still has some of the psychoactive effects of THC, but there is still limited research on its benefits and dangers. As of December 2021, delta-8 products are federally legal as long as they are derived from hemp (cannabis with low THC levels), but some states are starting to ban or regulate it ([cbdthinker.com](#)). In WI, all hemp-derived products, including delta 8, are legal.

YRBS data from 2018 suggest the use of synthetic marijuana among high school students in Rock County was around 3% in the past 30 days. Still, several key leaders reported an increase in synthetic marijuana in the community and its role in the onset of psychosis. *“Synthetic cannabinoids are part of a group of drugs called new psychoactive substances (NPS). NPS are unregulated mind-altering substances that have become newly available on the market and are intended to produce the same effects as illegal drugs. Some of these substances may have been around for years but have reentered the market in altered chemical forms, or due to renewed popularity”* ([National Institute on Drug Abuse 2020](#)) This is concerning because *“they are not safe and may affect the brain much more powerfully than marijuana; their actual effects can be unpredictable and, in some cases, more dangerous or even life-threatening.”*

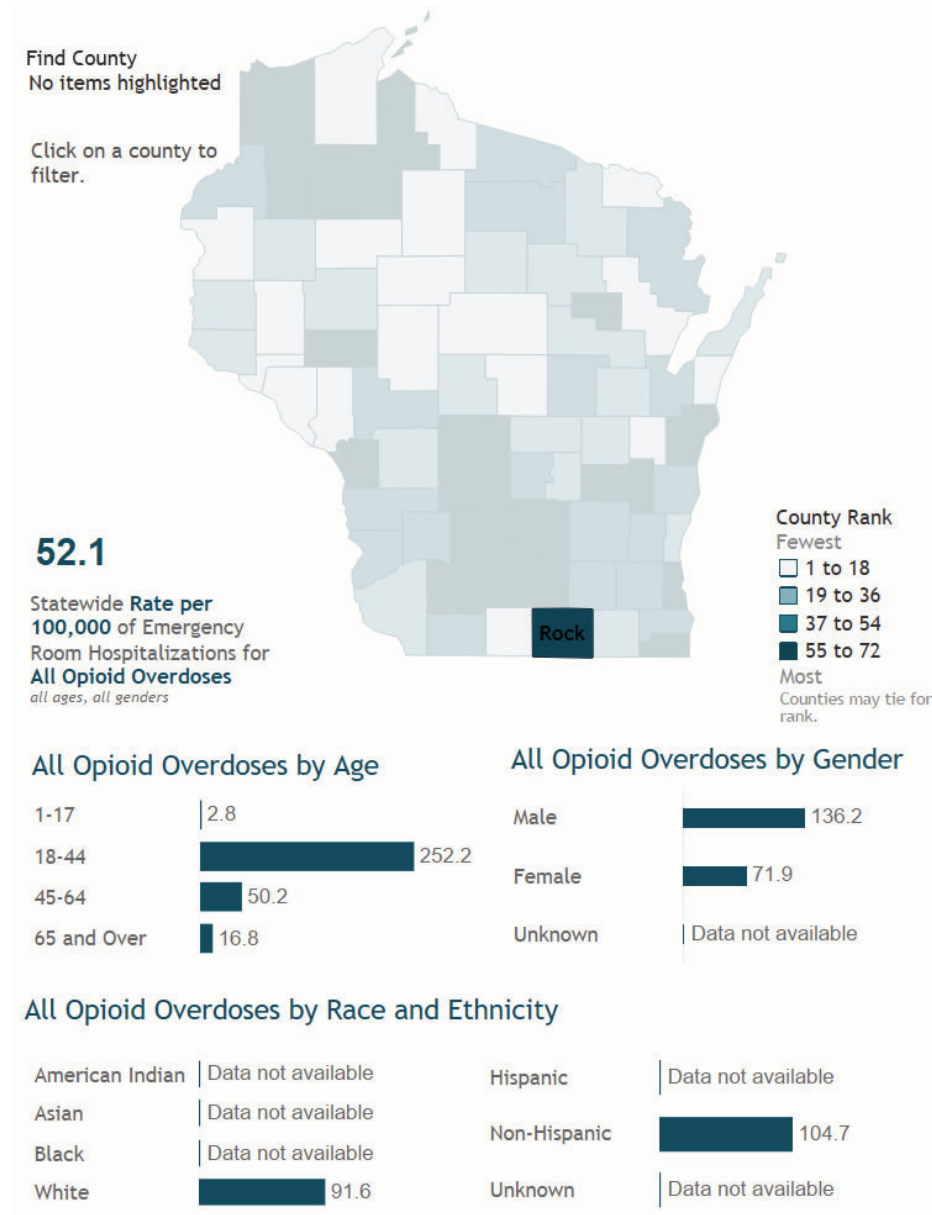
## Opioids and related drugs

The national opioid epidemic has impacted every US state, including Wisconsin. The 2019 Rock County Heroin Epidemic report (p.2) stated that *“from 2012 to 2017, Wisconsin rates of opioid deaths increased by 732% with synthetic opioids, 124% for heroin and 30% involving prescription opioids. From 2009 to 2013, Rock County saw a 255% increase in opioid-related*

death rates and a 187% increase in opioid poisoning hospitalization rates. This increase in rates was greater than the state of Wisconsin as a whole. While this represents a small percentage of the population, the rapid rise of opioid-related harms constituted a local crisis requiring action.”

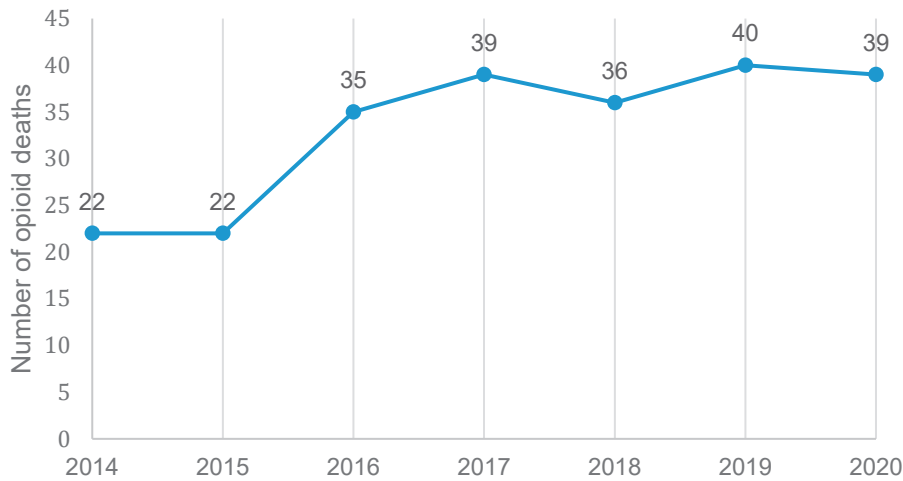
Examining 2020 data, we see that **Rock County opioid hospitalization rates are among the highest in the state and primarily affect 18–44-year-olds, men, and White residents** (Figure 15).

Figure 15: Opioid hospitalizations in Rock County (WI DHS 2020)



**Rock County opioid death rates are also among the highest in the state and have been on the rise since 2014** (Figure 16). Victims are more likely to be male, 18-64 years old, and non-Hispanic White (WI DHS 2020). There were 40 opioid deaths in 2019 (12 due to heroin, 15 due to prescription opioids, and 26 due to synthetic opioids).

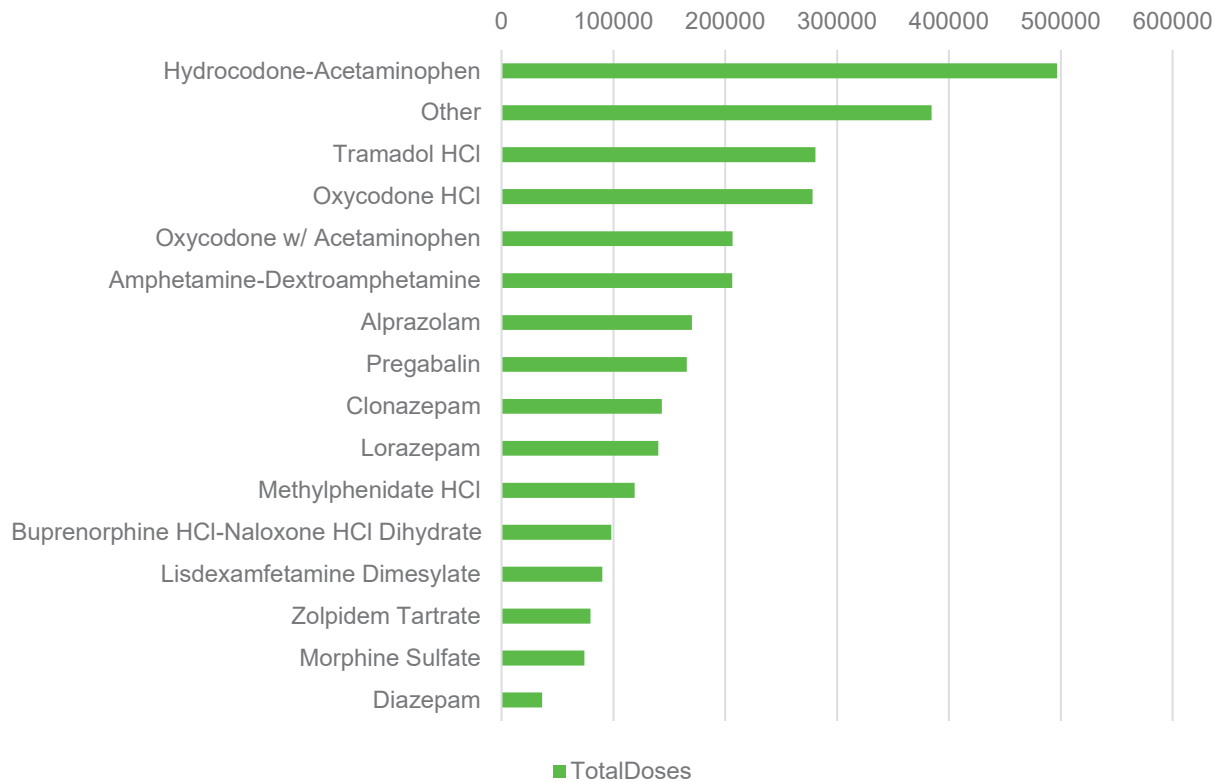
Figure 16: Opioid deaths in Rock County, 2014-2020 (WI DHS)



From January 2020 to July 2021, **overdoses were highest in zip code 53511** (Beloit) and most likely to be treated at Beloit Memorial Hospital (Rock County Human Services 2021).

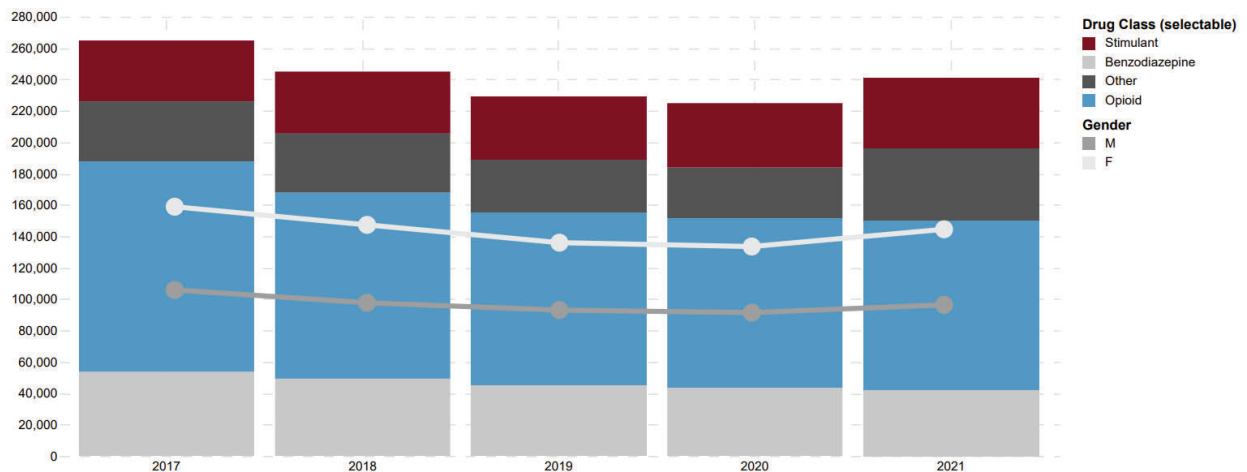
Many states have implemented drug monitoring software to help combat this epidemic by tracking controlled substance prescriptions. As a result of stricter regulations, doses of dispensed controlled prescription drugs per capita fell from 27.3 in 2017 Q1 to 18.5 in 2021 Q2 (Wisconsin Enhanced Prescription Drug Monitoring Program, WI ePDMP). The most common controlled substances prescribed in Rock County in 2021 Q2 was hydrocodone-acetaminophen (brand names include Vicodin and Lortab) followed by tramadol HCl (e.g., Ultram), oxycodone HCl (e.g., OxyContin), and amphetamine-dextroamphetamine (Adderall) (Figure 17).

Figure 17: Most common controlled substances prescribed in Rock County in 2021 Q2 (WI ePDMP)



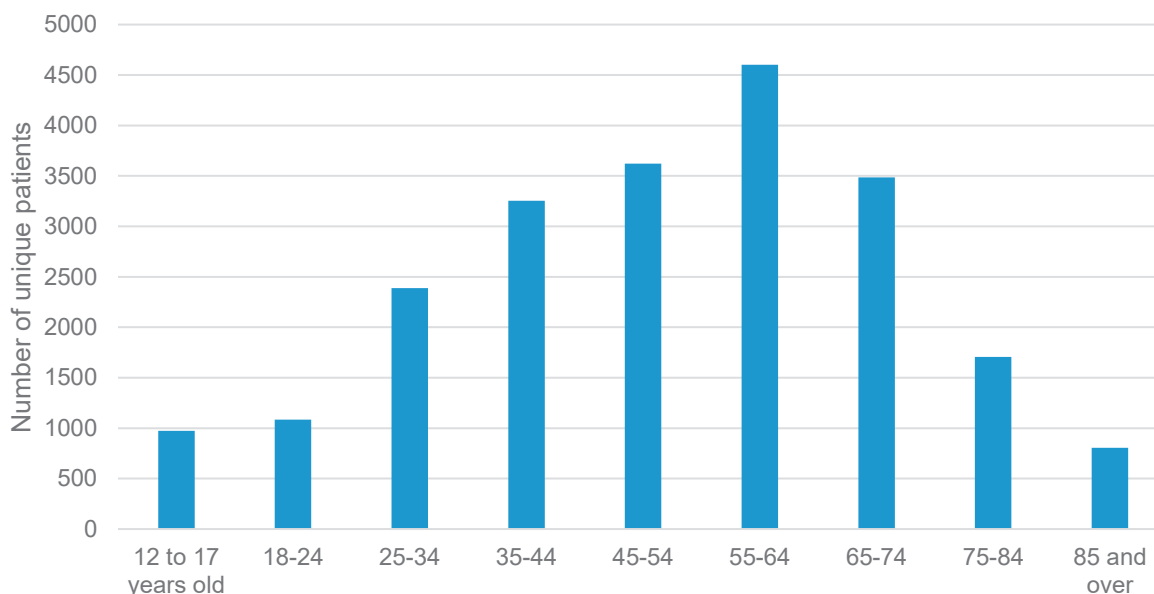
In response to the opioid epidemic, the amount of dispensed opioid prescriptions in Rock County has decreased since 2017 (Figure 18). That said, opioids still represent the largest drug class of controlled substance prescriptions in Rock County. Women were prescribed notably more controlled substances than men.

Figure 18: Dispensed controlled substance prescriptions by drug class for Rock County, 2016-2021 (WI ePDMP)



In terms of age, 55-64-year-olds were the most prescribed controlled substances in Rock County in 2021 Q4 (Figure 19).

Figure 19: Age breakdown for patients prescribed controlled substances, Rock County 2021 Q4 (WI ePDMP)



Since 2017, WI ePDMP uses sophisticated data analytics to assess a patient’s controlled substance prescription history. An alert is triggered when a patient accesses an early refill, multiple prescribers or pharmacies, multiple same-day prescriptions, or in on concurrent benzodiazepine and opioid or long-term opioid therapy. This helps prescribers catch potential misuse and pay attention to patients at risk of developing opioid dependency.

Though these efforts have reduced the number of prescribed opioids, **opioid overdoses continue to increase because of the availability of illicit drugs and the potency and dangers of these drugs.** A restriction on pharmaceutical opioids has increased the demand for heroin and illicitly produced pills, e.g., from China, that are unregulated and increasingly laced with fentanyl, which is a dangerous local and national trend. Local users are also reporting their heroin is “dirty” and has cocaine and/or meth in it.

### Other Drugs

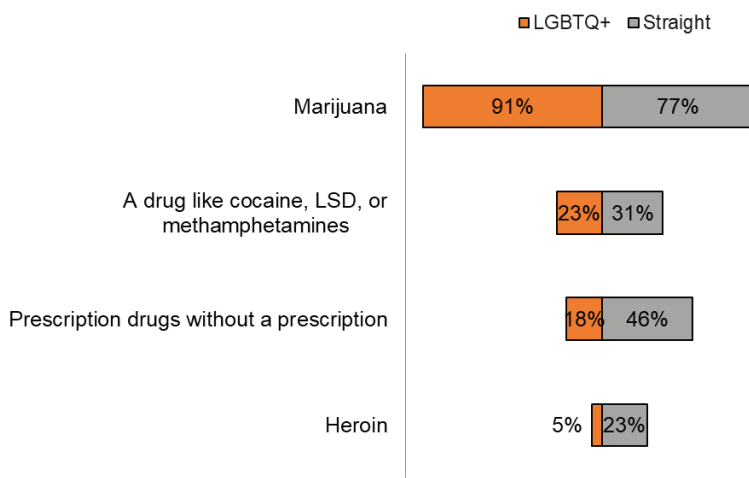
**Cocaine** and **methamphetamine** were also mentioned by interview and listening session participants as present in the community, though not as widespread and visible to those not working with these populations. Some users are afraid of getting “bad opiates,” so they switch to powdered or crack cocaine. Others switch from cocaine coming from across the US-Mexico border to meth from Wisconsin or Canada. As with opioids, fentanyl is increasingly cut into cocaine and meth, which may be sought after for a more intense high but is much more unpredictable and deadly. On the treatment side, individuals on MAT for opioids may increase their stimulant use, a local expert mentioned. These drugs were reportedly more common among adults than youth, though some youth admitted having tried “harder” substances.

Other substances that youth may misuse include over-the-counter drugs such as antihistamines, cough/cold medications, and decongestants. These substances may be ingested, snorted, or injected and taken in combination with alcohol or other drugs. YRBS 2019 data suggests **14% of high school students misused over-the-counter drugs in the past 30 days, and 8% misused prescription drugs.** These rates were consistent across grade levels.

Prescription drug misuse includes a range of substances, including sedatives such as Xanax (benzodiazepines), sleep medicines such as Ambien (zolpidem), and painkillers (codeine, morphine).

Among the 36 survey respondents, 5% of the 23 LGBTQ+ respondents and 23% of the 13 straight respondents said it would be “very easy” or “sort of easy” to get heroin (Figure 20). For prescription drugs without a prescription, those numbers were 18% for the LGBTQ+ respondents and 46% for the straight respondents.

Figure 20: Ease of Access - Percent survey respondents who thought it was “very easy” or “sort of easy” to get the following substances



## Resources and Strengths

**There are robust and well-coordinated prevention, harm reduction, treatment, and recovery efforts in Rock County** (Figure 21). Several well-established groups are focusing on youth education and substance use prevention in various parts of the County, including Y2Y, JM4C, and BASE. These organizations also work together with schools to offer programs such as Hidden in Plain Sight to educate parents on what to look for. The County has prescription drug drop boxes, take-back days, a needle exchange service, and events such as “Rock for Recovery.” They also received SAMHSA funds to do outreach with EMS and peer support specialists. Narcan availability appears widespread among, e.g., first responders and police, and in boxes around the city. There are outpatient and medically assisted treatment options for SUDs, and various support groups such as Clean Slate, AA, NA, Celebrate Recovery, Smart Recovery, Al-Anon, and Alateen. There are two sober living homes and two dual diagnosis day treatment programs for youth. There appears to be good communication and collaboration between various groups and sectors within the County, e.g., through Coalition work.

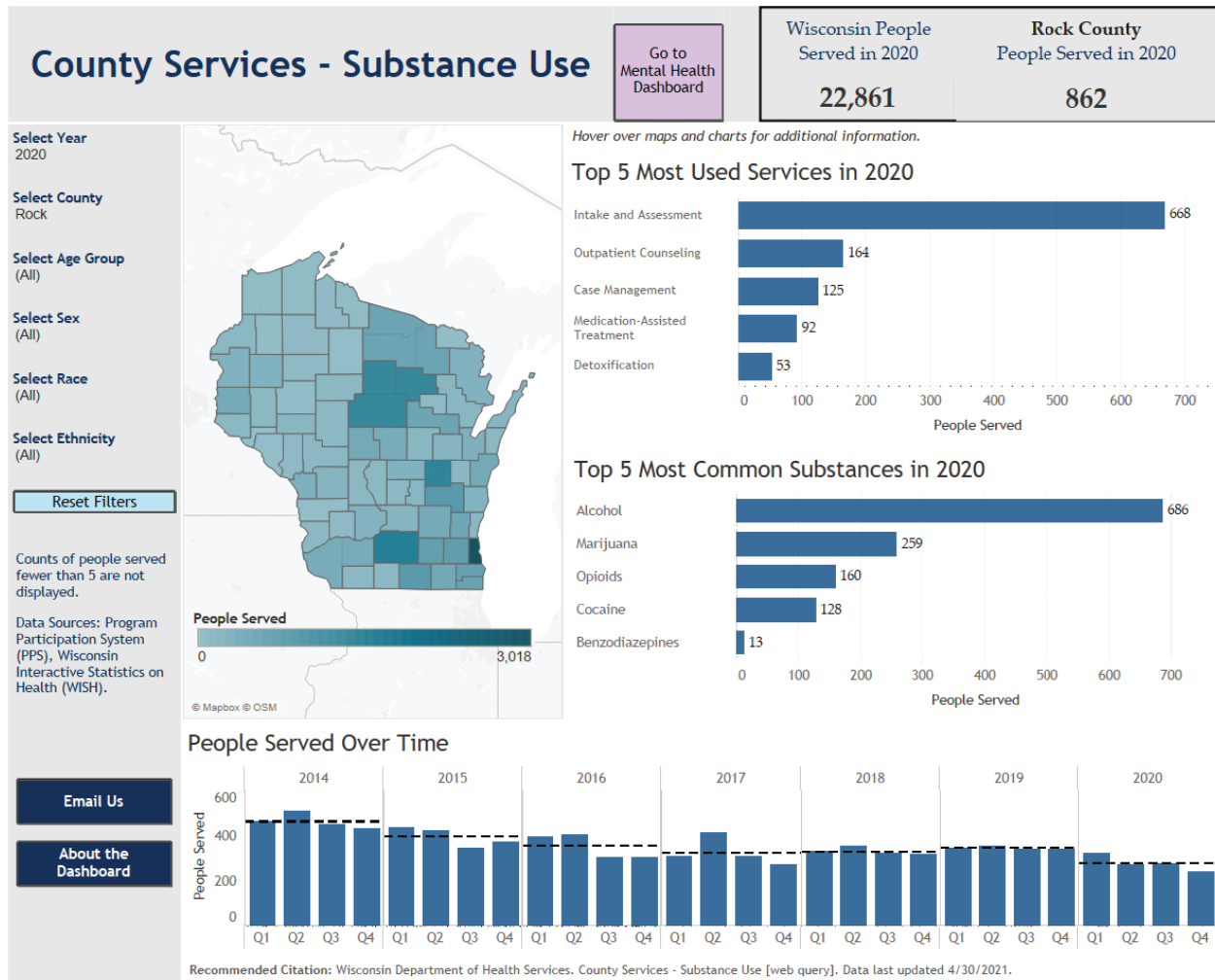


*Figure 21: Overview of services in Rock County  
(Note: this list may not be comprehensive and may change over time)*

Substance use prevention and harm reduction	SUD treatment and recovery support	Related services	Mental health
<ul style="list-style-type: none"> <li>• Rock County Human Services Prevention and Community Engagement</li> <li>• Building a Safer Evansville (BASE)</li> <li>• Janesville Mobilizing for Change (JM4C)</li> <li>• Milton Youth Coalition</li> <li>• Youth 2 Youth (Y2Y)               <ul style="list-style-type: none"> <li>• Latinos for a Better Future</li> <li>• Southwest Alliance for Tobacco Prevention</li> </ul> </li> </ul>	<ul style="list-style-type: none"> <li>• Comprehensive Community Services (CCS)</li> <li>• Jail Re-Entry and Treatment Services</li> <li>• Drug Treatment Court</li> <li>• OWI Treatment Court</li> <li>• Opiate Treatment Program</li> <li>• Substance Use Walk-In Clinics</li> <li>• Methadone clinic Beloit</li> <li>• Crossroads - day treatment programs</li> <li>• Mercy adolescent and adult day treatment programs</li> </ul>	<ul style="list-style-type: none"> <li>• Carey Guides Program</li> <li>• Evening Report</li> <li>• Intoxicated Driver Program (IDP)</li> <li>• Beloit Area Community Health Center</li> <li>• Family Services               <ul style="list-style-type: none"> <li>• Defy Domestic Abuse Beloit</li> </ul> </li> </ul>	<ul style="list-style-type: none"> <li>• Community Support Program (CSP)</li> <li>• Crisis Intervention Services</li> <li>• Crisis Stabilization</li> <li>• Crossroad Counseling</li> <li>• Compass behavioral health system</li> </ul>

**In 2020, 862 people were served by Rock County substance use services** (Figure 22). Intake and assessment were the most used service (77.5%), followed by outpatient counseling (19.0%). Almost 4 in 5 (79.6%) of people served dealt with alcohol issues, followed by marijuana (30.0%) and opioids (18.6%). From 2014 to 2020, the number of people served by County substance use services appears to be going down.

Figure 22: County Substance Use Service Utilization 2020 (WI DHS)



Among the 862 residents receiving county services for substance use in 2020, 10.4% (90) were African American and 8.4% (72) Latino/a/x. This means the service utilization rate for these groups was higher than for non-Hispanic Whites because African Americans make up 4.6% of the Rock County population and Latinos 9.1%. It is possible that non-Hispanic Whites, because of their overall higher income levels, are using more non-County services. Regarding race/ethnicity, we see similar trends in terms of most used services and most common substances, though fewer than five Latinos used case management, medication-assisted treatment (MAT), or detoxification services, and fewer than five came in for opioid use in 2020.

A local behavioral health organization reported having 530 active clients with SUD in August 2021. Of these clients, 26.0% suffered from severe alcohol use disorder, 24.5% from severe opioid misuse disorder, and 14.9% from severe cannabis use disorder. Other issues were milder in nature or related to amphetamines, cocaine, or other substances.

## Challenges

Although there are a lot of efforts to prevent and address substance use in Rock County, challenges remain.

The **inability to pay for services** is a common barrier. Not everyone has health insurance, not all insurances offer comprehensive coverage, and not all services accept all insurances.

There is a **shortage of providers**, especially for lower-income and Medicaid patients. Since COVID, some providers have left large clinics to open private practices that only accept specific insurances or self-pay.

There is also a **shortage of services**. For instance, people can get denied detox services because beds are allotted on a first-come, first-served basis. Likewise, the in-County MAT clinics are frequently entirely booked.

There are outpatient options but **no inpatient treatment services** in Rock County.

**Wait times** for SUD treatment were mentioned as an issue. It may take several weeks to see someone, but by that time, the person may not want help anymore, which can shift quickly for those struggling with addiction.

**Stigma** presents a challenge in various ways. In society, there is a stigma around people who are addicted. They cannot get better; they are doing this to themselves or they are not worthy of help. From the individual's perspective, there is also a stigma, guilt, and shame around admitting you have a problem and need services. This influences resource allocation and the likelihood of people seeking help.

**Lack of trust** also plays a role. This includes a lack of confidence in healthcare systems, providers, and local government, preventing a person from engaging with these systems unless there is a crisis or emergency. This particularly affects historically disenfranchised groups who have been mistreated or suffer from disparities, such as African Americans. Undocumented residents are particularly fearful of engaging with authorities and institutions.

**Travel time and transportation** can be an issue. Certain services are more readily or only available in Madison or Milwaukee. Not everyone has the time or transportation to access those services. Even the distance from rural parts of the County to Beloit or Janesville can be a barrier or deterrent. There is no sound public transit system, so people rely on personal vehicles.

**COVID** has made telehealth services more popular and readily available, which can help overcome transportation barriers. That said, some services were temporarily closed or could not be offered virtually, such as methadone treatment. Peer support groups rely on face-to-face interactions and relationships that have been harder to maintain during COVID.

At times, the problem is that residents are **unaware of the existing services**. Additional barriers include not being able to take time off **work** or having **childcare** or other caregiver responsibilities that constrain a person's ability to seek services.

In terms of **diversity and inclusion**, there are many skilled and dedicated individuals working to address substance use in Rock County. They have the best intentions of being welcoming and inclusive to everyone. Still, the current workforce is mostly non-Hispanic White, cis-gendered, and only English speaking, which poses challenges when serving all demographics. Being treated by a provider who looks like you or has shared identities and culture makes people feel more comfortable accessing and receiving services. This helps create trust in organizations that have not served everyone equally historically and contemporarily. Indeed, having providers who are representative of the community is a standard best practice in terms of service delivery and enhances outcomes. There are conversations and efforts to address this, but this can be difficult

because DEI (diversity, equity, and inclusion) is easier to discuss as a concept than implement in practice. **Well-intended efforts to hire more diverse staff do not see results without additional efforts on inclusive work environments and policies, seeking or building a pipeline of qualified candidates, and retention efforts.** In other words, those hiring do not always know where to find “diverse” candidates and how to keep them.

## Mental Health

Mental health and substance use are closely intertwined. On the one hand, mental health issues and illness may lead to substance use and addiction. On the other hand, substance use and addiction can trigger or aggravate mental health conditions. As such, this section covers mental health trends, resources, and challenges in Rock County.

### Trends

**Mental health illness affects all populations and demographics, though some are more at risk than others.** Risk factors include genetic predisposition and difficult life events or traumas, including abuse, poverty, discrimination, and loss of employment or a loved one. Substances may be used as a coping mechanism but ultimately make matters worse.

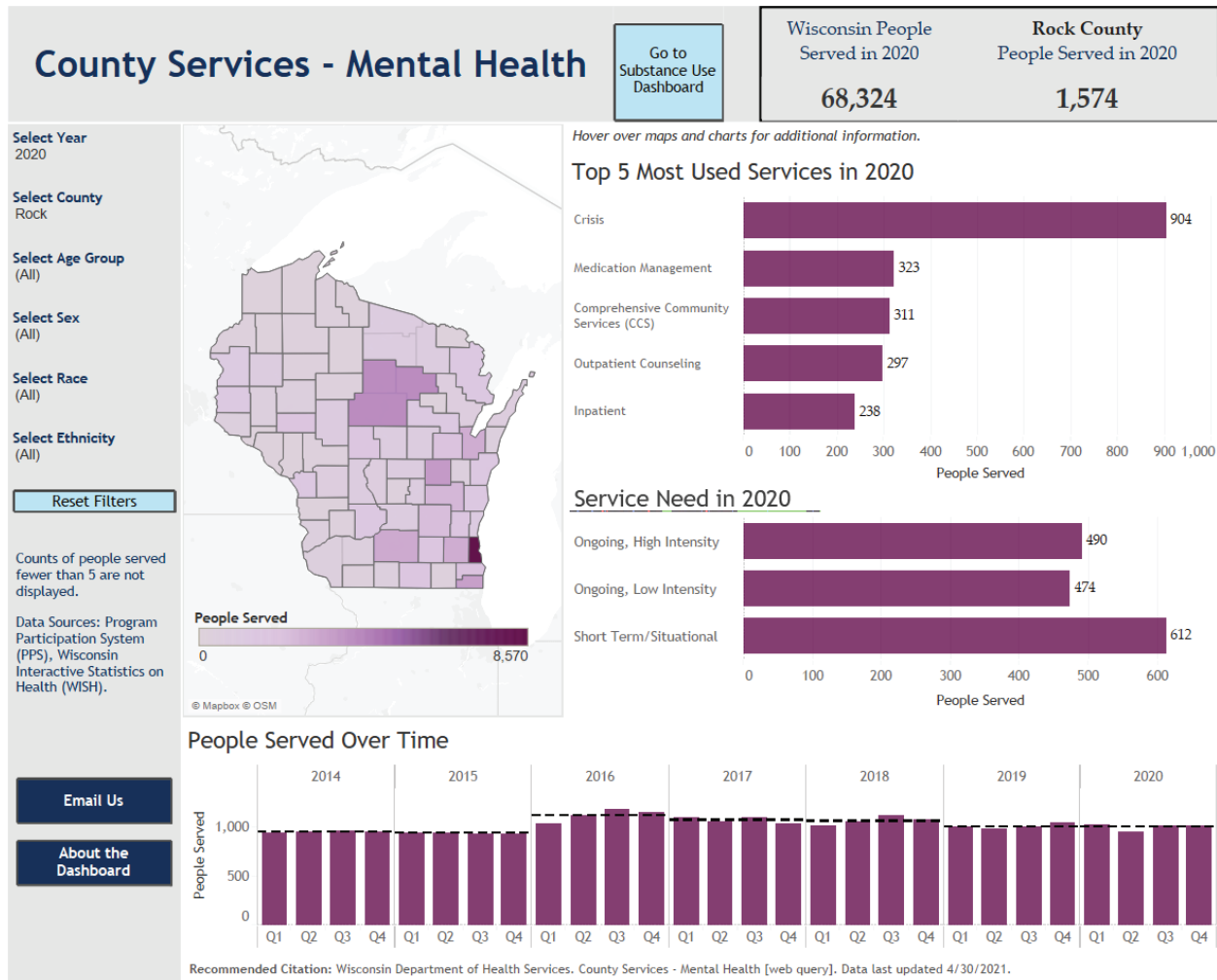
**In 2020, there were 5,754 hospital and ER visits related to mental health in Rock County,** over half of which were related to anxiety (Table 8). Anxiety-related visits rose 30% between 2019 and 2020, and total mental health-related visits increase 26%.

*Table 8: Mental health and anxiety-related hospital visits, Rock County 2019-2020 (ESSENCE Syndromic Surveillance System)*

	2019	2020
All Mental Health-related hospital/ER visits	4,261	5,754
Anxiety-related hospital/ER visits	2,188	3,109

**Rock County mental health services reported serving 1,574 residents in 2020** (Figure 23). The most used service was “crisis” (57.4% of clients), followed by medication management (20.5%), comprehensive community services (19.8%), and outpatient counseling (18.9%). Over a third (38.9%) needed short-term situational services, while 31.1% needed ongoing high-intensity services and 10.1% needed ongoing low-intensity services. Among the 1,574 clients served in 2020, 12.3% (194) were African American and 4.8% (76) Latino/a/x. This means that, compared to non-Hispanic White residents, county mental health service utilization rates were higher for African American residents and lower for Latino/a/x residents. Among all racial/ethnic groups, “crisis” was the most used service. African American residents proportionately used more ongoing high-intensity services and non-Hispanic White residents used more ongoing low-intensity services.

Figure 23: Rock County mental health service utilization, 2020 (WI DHS)



**The uncertainties, financial and human losses, and isolation caused by the COVID-19 pandemic increased mental health issues in every US community, including Rock County.** The upside is that it has forced us to talk more about mental health and make resources available. The downside is that there is still a lot of stigma around it and there are not enough services available compared to the need.

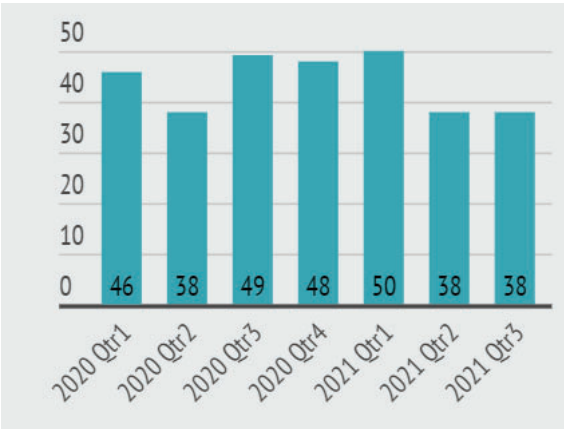
According to SAMHSA’s 2020 National Survey of Drug Use and Health, youths ages 12 to 17 who had a past-year major depressive episode (MDE) reported they were more likely than those without a past-year MDE to feel that the COVID-19 pandemic negatively affected their mental health “quite a bit or a lot.” Adults 18 or older who had any mental illness (AMI) or serious mental illness (SMI) in the past year were more likely than adults without mental illness to report that the pandemic negatively affected their mental health “quite a bit or a lot.” Close to 5% of adults had serious thoughts of suicide in the past year (Table 9). Rates varied by ethnicity and age.

Table 9: Suicide data for US persons by ethnicity and age (SAMHSA 2020)

	Adult average (18+)	Non-Hispanic White adults	Hispanic/Latinx adults	Mixed ethnicity adults	Youth 12-17
Serious thoughts of suicide	4.9%	5.3%	4.2%	11.0%	12.0%
Made a suicide plan	1.3%	1.4%	1.2%	3.3%	5.3%
Attempted suicide	0.5%	0.5%	0.6%	1.2%	2.5%

There were an estimated 306 suicide attempts for Rock County residents under 25 between the start of 2020 through September 2021 (Figure 24).

Figure 24: Estimated suicide attempts by quarter among individuals 25 and under



Source: <https://infogram.com/1pq9556kgykvijyaq0ky62v6gmrt02d2v922?live>

Mental health issues are common among Rock County high school students, especially among girls (Table 10). According to 2019 YRBS data, **half of students reported significant problems with anxiety** in the past 12 months. Almost **1 in 3 students self-reported depression** in the past 12 months and 1 in 5 reported self-harm in the past 12 months. About 1 in 6 (17%) of Rock County high school students seriously considered suicide in the past year. However, only 21% of students said they received emotional help most of the time or always when needed. Half goes to a peer for emotional support and 1 in 3 turns to an adult. Fortunately, 83% of respondents were able to identify a supportive adult they could turn to besides parents.

Table 10: Rock County high school student Self-reported mental health concerns in the past 12 months (YRBS 2019)

	Overall HS	Females	Males
Anxiety	50%	64%	37%
Depression	32%	41%	23%
Self-harm	20%	26%	13%
Considered suicide	17%	22%	13%

**LGBTQ+ high school students in Rock County felt less of a sense of belonging than their straight, cisgender peers and they were less likely to have a teacher to talk to** (Table 11). They were more likely to be bullied at school and/or online and had higher rates of mental health concerns.

*Table 11: Mental health factors, LGBTQ+ compared to straight, cis-gender students (YRBS 2019)*

	<b>LGBTQ+</b>	<b>Straight, cis-gender</b>
Sense of belonging	41%	66%
Bullied at school and/or online	45%	24%
Have a teacher to talk to	61%	74%
Any mental health concerns	89%	53%

Examining the same factors by race/ethnicity, we see that **Black/African American students felt the lowest sense of belonging and were the least likely to have a teacher to talk to** (Table 12). **American Indian students were the most likely to report being bullied. Hispanic and mixed students had the highest rates of poor mental health.**

*Table 12: Mental health factors by race/ethnicity (YRBS 2019)*

	Am.Ind.	Asian/PI	Bl/Af-Am	Hisp	Mixed	White
Sense of belonging	52%	62%	48%	56%	60%	64%
Bullied at school and/or online	40%	19%	26%	24%	31%	28%
Have a teacher to talk to	69%	68%	63%	66%	69%	74%
Poor mental health	56%	52%	55%	64%	65%	56%

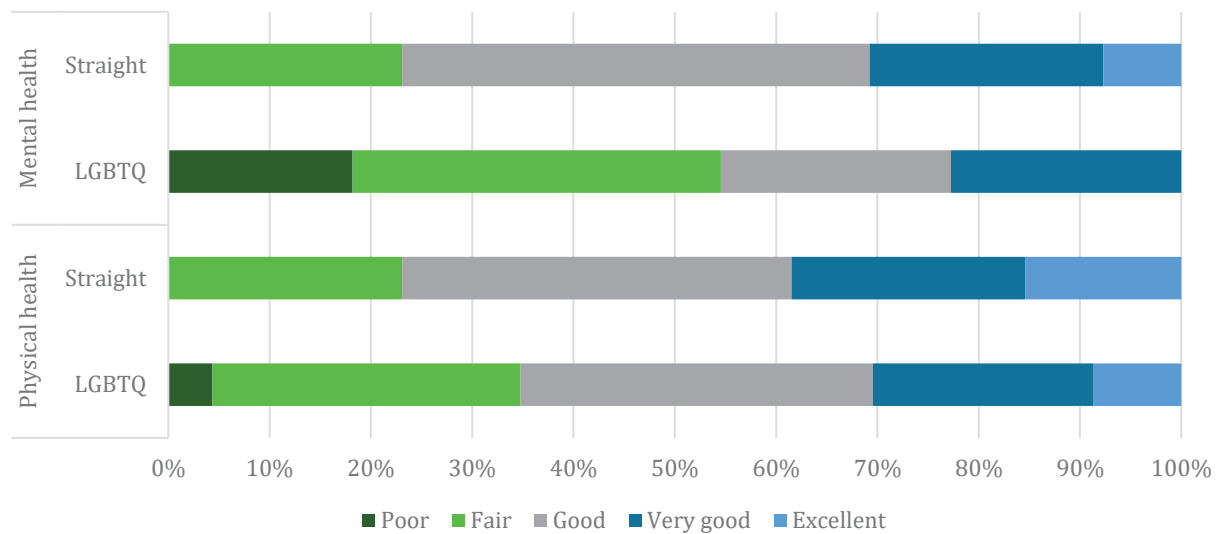
In our small adult Rock County survey, 83% experienced feeling anxious or nervous in the past year, over half (56%) experienced being unable to concentrate on important tasks, 1 in 3 (33%) felt sad or hopeless for two weeks or more in a row, and 1 in 7 seriously considered attempting suicide (Table 13). In all cases, rates for LGBTQ+ respondents were higher than for straight respondents.

*Table 13: Mental health issues in the past year, Rock County survey respondents*

Which of the following have you experienced in the last 12 months? (Check All That Apply)	LGBTQ+ (N=23)	Straight (N=13)
Feel sad or hopeless for two weeks or more in a row that you stopped doing some activities	39%	23%
Seriously consider attempting suicide	22%	0%
Make a plan about how you would attempt suicide	13%	0%
Felt anxious or nervous	91%	69%
Unable to concentrate on important tasks	70%	31%

Survey respondents reported overall better physical health than mental health (Figure 25). Straight respondents reported better physical and mental health than LGBTQ+ respondents.

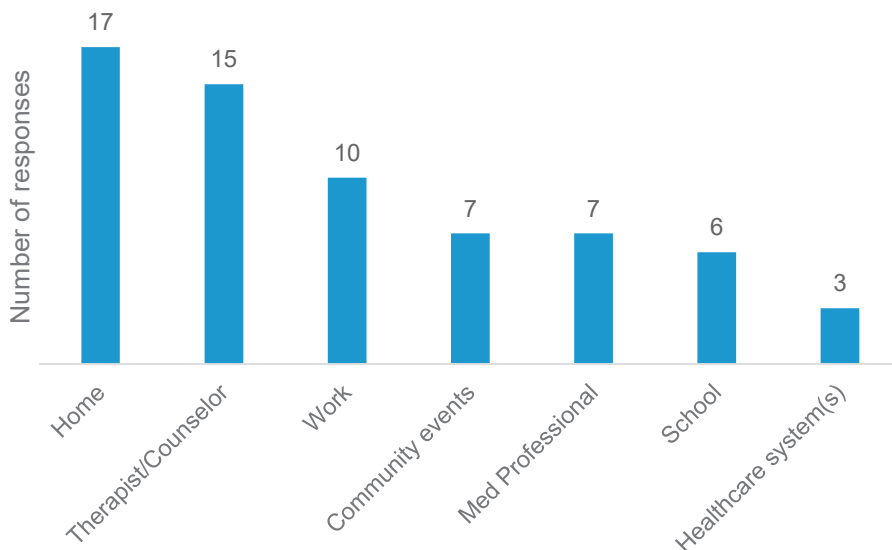
Figure 25: Self-reported physical and mental health, LGBTQ+ and straight respondents (N=36)



Among the 23 LGBTQ+ individuals who completed our survey, 14 (61%) said they shared their sexual orientation with their doctor or another medical professional, versus 19 (83%) who shared this information with their LGBTQ+ friends, 18 (78%) with straight friends or non-parent family members and 16 (70%) with parents.

Though residents identifying as LGBTQ+ may not openly share their sexual orientation with their provider, mental health providers and (people at) home were seen as most accepting among our listed options, and **the healthcare system was seen as the least accepting** or affirming (Figure 26). Medical professionals, schools, and community events also ranked low.

Figure 26: LGBTQ+ accepting or affirming sectors, according to our LGBTQ+ survey respondents

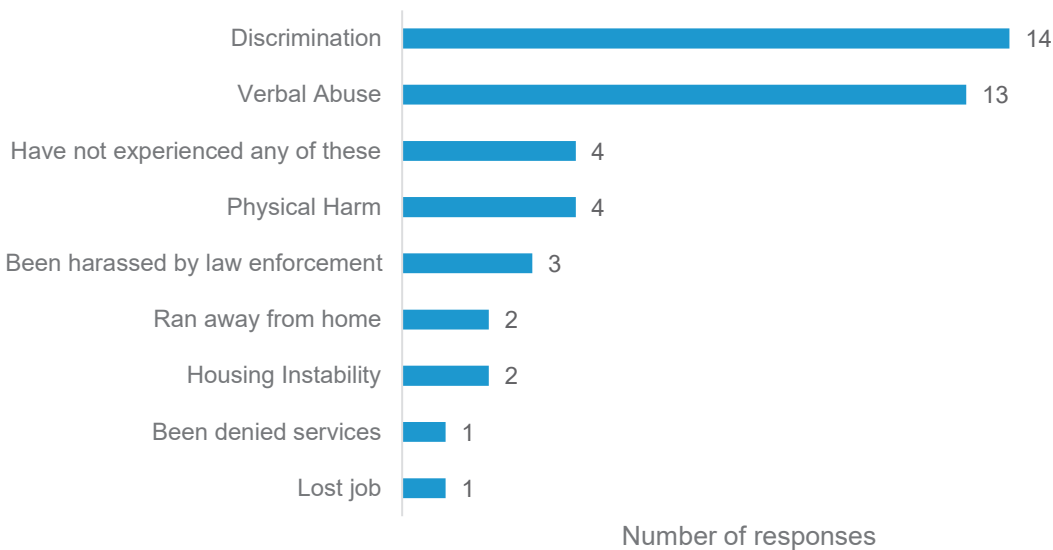


When asked which of the following they had personally experienced due to either their sexual orientation or gender identity, **around 5 in 6 had experienced at least one of the negative**



**reactions** (Figure 27). The most common responses were discrimination and verbal abuse (over half of the respondents).

Figure 27: Negative responses faced because of sexual or gender identity



## Resources and Strengths

As mentioned in the substance use section, Rock County offers various County and private mental health services. There are community-wide efforts by teams of officers, case managers, therapists, parents, and schools to deliver and coordinate mental health care. Such cross-sector collaborations are essential because mental health shows up in so many places. As will be discussed in the municipality sections, schools typically offer counseling services and have partnerships with clinical mental health providers that see kids at the schools. Within the County system, there are case management and therapy services for individuals and groups, and day treatment as well as outpatient treatment. Human Services has staff that will facilitate a three-way call with clients and insurance companies to help people navigate the system. Certain community organizations such as Defy will also partner with the County to offer free counseling and other services. Law enforcement and jails will also make referrals.

## Challenges

The challenges mentioned under the substance use section also apply here. That includes the **inability to pay for services, a shortage of providers, a shortage of services, a lack of inpatient treatment services, wait times, stigma, travel time and transportation, COVID, limited community awareness of existing services, a lack of trust, and insufficient providers who represent racial, ethnic, linguistic, sexual or gender minorities. Cultural and religious views** towards mental health also shape whether people seek services. Some may believe their health is in the hands of God. Others may not accept mental health illness as “real” or valid. Several participants described being judged, misunderstood, and even ridiculed by parents and peers for expressing concerns about their mental health. There are also **generational differences**, with younger residents being more likely to talk about and seek services for mental health issues compared to older generations, participants explained.

Interview and listening session participants repeatedly brought up the need for more mental health services for adults and youth because the current supply cannot keep up with the demand. The ratio of residents to mental health providers is 540:1 in Rock County, compared to the state average of 470:1. Such ratios are worse in rural communities. There are long wait times, and the system can be difficult to navigate. There are very few bilingual and bicultural services for Spanish speakers and none for other languages.

## Other Issues

Substance use is a complex issue that is influenced by many social, economic, and health factors, some of which are mentioned here.

According to 2021 [County health rankings](#), Rock County is ranked 62 out of 72 counties in Wisconsin, meaning it is among the least healthy counties in Wisconsin in terms of health outcomes as well as health factors. The County was particularly doing poorly compared to the state average when it comes to adult obesity, premature death, diabetes, preventable hospital stays, STI rates, teen births, and primary care physician, dentist, and mental health provider ratios.

The 2021 Rock County Health Equity report shared that 27% of occupied housing units in Rock County have one or more substandard conditions, on par with state levels. Over 1 in 10 Rock County residents (11%) have limited access to healthy foods (5% for WI) and over 1 in 3 (37%) are obese (compared to 32% in WI). Around 1 in 5 reported no physical activity (same at the state level). Almost half of the children (48%) are eligible for free or reduced lunch (40% is the WI average). When asked if the community had enough well-paying jobs, only 23% of African American residents agreed, compared to 36% of non-Hispanic White residents and 43% of Hispanic residents. 2019 Community Commons data shows that these patterns of inequality and deprivation also vary by place of residence.

Rock County has two WIC clinics, one in Janesville and one in Beloit. Between March 2020 and March 2021, the Janesville clinic served 1,287 residents of which 6.7% were African American and 18.0% Latino/a/x. The Beloit clinic served 1,230 clients during this period, of which 17.6% were African American and 37.0% Latino/a/x.

Sadly, Rock County has higher than state average rates for child abuse and neglect (59 reports per 1,000 children in RC vs. 32 per 1,000 children in WI; Table 14). In 2019, over 2,200 reports were filed.

*Table 14: Child abuse and neglect reports, 2015-2019 (Data are from the Wisconsin Department of Children and Families' annual [Wisconsin Child Abuse and Neglect Report](#))*

Location	Data Type	2015	2016	2017	2018	2019
Wisconsin	Number	42,455	42,644	42,502	44,672	41,698
	Rate per 1,000 children	32.8	33.1	33.1	34.2	32.1
Rock	Number	2,083	1,841	1,845	2,258	2,205
	Rate per 1,000 children	54.4	48.2	48.6	59.9	59

According to the Wisconsin Child Abuse and Neglect Prevention Board, almost 1 in 4 Rock County residents scored 4 or higher (out of 10) on the ACEs test, a survey that asks about

negative childhood experiences including various forms of violence, abuse, or neglect (Figure 28). There is a large and growing body of research indicating childhood adversities can lead to lifelong physical and behavioral health changes, including PTSD and addiction.

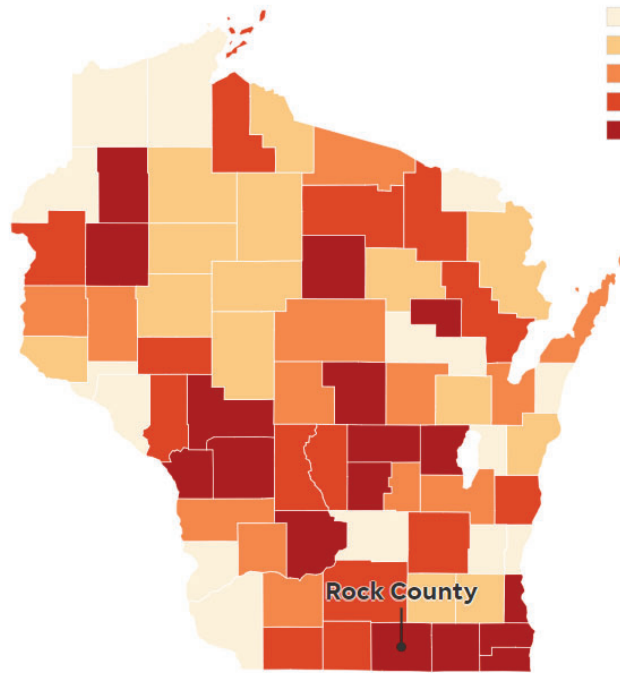
Figure 28: ACEs scores by County for Wisconsin (2011-2015)

**SELECT A METRIC:**

ACE trauma exposure scores

Percent surveyed with ACE score four or higher, as a share of the population

- 6% to 10%
- 10% to 12%
- 12% to 14%
- 14% to 16%
- 16% to 24%



Source: Wisconsin Child Abuse and Neglect Prevention Board

## Recommendations

Drugs have both demand and supply sides that are complex and difficult to address. On the demand side, there will always be people seeking various mind-altering substances. Some of this demand can be reduced through **addressing underlying mental health and other root causes**. On the supply side, legal and illicit substances both have their challenges. Legal substances like alcohol are hard to control because they are legal and so readily available. Illegal drugs are difficult to control because their production and sales are purposefully hidden. Generally, an **increase in price, regulation, and punishment** can act as a deterrent. That said, stronger enforcement and regulations of one drug may lead to a proliferation of another drug.

Despite these challenges, there are many evidence-based practices that can be implemented in Rock County to prevent addiction, link people to quality treatment, and support long-term recovery. Some of these are already taking place and should therefore be continued and expanded.

Across the board, realizing that we do not have to reinvent the wheel. **Identifying evidence-based approaches and best practices** that have worked in other communities and adapting them to the Rock County context. This may also include reaching out to adjacent counties to see if they can share experiences and assist as you are trying to solve an issue. There may be opportunities for learning and collaboration.

Sharing main findings from this report can help get others on board that this is an issue we should be paying attention to and putting resources towards. As with SUD, acknowledging we have a problem is the first step. Many already know this, as evident from this report, but there may be residents who are unaware of the issues.

### Prevention

Rock County has successful substance use prevention initiatives that they should continue to support and expand. Interview and listening sessions offered several ideas to enhance existing efforts:

**Education for middle and high school students on substances and their impacts.** Such age-appropriate education should start early (in middle school) because by high school, some students will already have developed drug use habits. Current substance use education is limited (e.g., in one grade but not consistently as students age) and inconsistent across schools. Youth want to know more than just “don’t do drugs”. They would like to understand more about drugs and educators should take advantage of this to engage in conversations with them about substances. Youth are also interested in having people with experience come in to talk with them. When discussing the impacts of substance use, go beyond the physical consequences and also cover the social and legal of substance use and addiction. Some of these prevention activities should involve parents/caregivers and schools.

**Education for adults.** Participants have positive experiences with programs such as Hidden in Plain Sight for parents (and teachers) on how to identify substance use and addiction among their children. Since people, especially children and youth, are influenced by their environment, adults should be encouraged to model abstinence or responsible use of substances. Education

should also be available for adults about how to identify potential misuse and addiction in themselves and their peers and knowing what to do.

**Questioning the culture of drinking.** Making people think critically about how much and frequently they drink, and if it is necessary. Promoting healthy behaviors and alcohol-free community events.

**Linguistically and culturally appropriate outreach and education.** This involves developing programming that is appropriate to the population(s) of focus. Again, it is not necessary to start from scratch; Rock County can implement initiatives and use materials that have been developed and successful elsewhere. It is important to meet people where they are at. For instance, when trying to reach Spanish-speaking residents, work together with organizations that are already trusted by this community. This could be a school, a church, an advocacy organization, or a local radio station. Education on mental health and substances can be combined with events that are happening and at places where people already are because they may not come if you are specifically inviting them to an event about drugs due to a lack of interest or urgency, or stigma around this issue. For example, one of our participants mentioned they held a community dinner in a low-income area and paired it with a COVID vaccine clinic. Organizations that have historically not reached minority communities will have to put in efforts to build trust with those communities. Establishing such relationships take time. Such outreach should be genuine and aim to **work with rather than for the community**. When possible, hire people who are part of the geographic or demographic population of focus to roll out the program. Showing up at events such as Pride can show support and raise awareness about your services.

Across demographics, **peer-to-peer models** can be used because of the demonstrated effectiveness of this approach. In addition to having “experts,” people of different ages and cultures can be helped by someone who they see as their peer.

Schools and Coalitions should continue **working with LGBTQ+ youth** to create a sense of community and support. Conversations with youth who participate in these groups show this is extremely important to them and their mental health. Similar groups for Latinx or African American students will also be beneficial. As mentioned in the 2019 Rock County YRBS report, **supportive student programs and organizations** promote student wellbeing and belonging. There should also be **classroom practices and school policies** in place prohibiting denigrating any social group and strong responsive adult leadership enforcing these standards.

Incorporating **substance use and mental health screenings** into school counseling visits or medical check-ups can help identify issues at an early stage. An example is SBIRT (Screening, Brief Intervention, and Referral to Treatment), a tool to quickly assess the severity of substance use and identify the appropriate level of treatment.

Continue to **restrict access to opioids and other addicting prescription drugs**, and identify potential misuse, e.g., using WI ePMDP.

Promoting **healthy coping strategies**, i.e., beneficial ways to deal with their stress, can prevent them from using unhealthy coping strategies, such as using drugs and alcohol. What is most effective or appealing varies by person and culturally. Healthy coping practices include regular exercise, breathing techniques, prayer, yoga and meditation, music, social interactions,

volunteering, spending time in nature, taking care of a pet, and healthy eating. Encourage people to find what works for them and support one another.

As highlighted in the 2019 Rock County YRBS report, having a wide variety of **free, readily accessible extracurricular and co-curricular activities** supports youth wellbeing. Keeping people, especially **teens, engaged in activities** can prevent them from boredom and trying out drugs. When people get involved with things they enjoy (e.g., sports, arts, music, theater, volunteering, game nights), they make friends, build community, and feel happier and healthier. Youth need places to hang out safely. As they age, they may steer away from places with too much oversight such as the YMCA. However, they still need some oversight and sometimes there is limited oversight at home because their parent(s) are working.

## Harm Reduction

Widespread distribution of **Narcan/naloxone, fentanyl and other drug test strips, medication drop boxes, and alcohol lock-tops** reduces the harm of substances in the community. Other harm reduction supplies include clean syringes, cookers, pipes, etc. Rock County should continue to invest in such materials and programs.

Some communities have created safe spaces (centers) for residents to use drugs. The oversight reduces drug overdoses. Having education and services available at the same location can help reach drug users and get them into treatment. Distrust and mandated reporting may prevent the County or a large hospital system from setting this up, but a trusted non-profit may be able to do it. Community pushback can be anticipated when deciding on the location of such a center.

## Treatment

Participants repeatedly advocated for **more mental health and SUD treatment options, especially in-patient and long-term care**. There was also a need for dual diagnosis programs and hiring professionals who are dually licensed.

This report identified various barriers to services such as money, lack of insurance, transportation, time, and childcare. Efforts to **decrease these barriers** will help people access the care they need. This can include reducing financial barriers by offering **free, low-cost, or sliding scale options**, when possible. Advocate for **insurance companies to cover mental health and addiction services**, and for service providers to accept all forms of insurance.

**Raise awareness about available services** in the area as well as some national services such as Trevor Project and the National Suicide hotline. There are many services in Rock County, but many people do not know about them. Several participants discussed the need for a comprehensive list of relevant services (**resource directory**) available in Rock County. This is challenging because services and contact persons are constantly changing so there would have to be a designated team or agency responsible for keeping this updated over time.

Establish or improve processes, protocols, and mechanisms for **referral to appropriate treatment and recovery support services**. When possible, case managers should track or follow up with clients to ensure those services were accessed. This is time-intensive but diminishes the chance of people getting “lost” in the system or disengaging with treatment.

Introducing or strengthening a **trauma-informed approach** for everyone in the community, including educators, first responders, healthcare professionals, and law enforcement, will help

raise awareness about the impact and consequences of traumatic experiences for individuals, families, and communities.

More **virtual SUD and mental health services** may work for some groups (e.g., younger and technologically savvy residents) but not for others due to poor internet connection, a possible lack of privacy at home, and people's preference for face-to-face interactions. A Latino group we spoke with mentioned they would much prefer any education and services to be offered in person. When asked what kind of communication they would prefer to use when reaching out to a local crisis organization for support, 35% of the 23 LGBTQ+ survey respondents chose email, 30% text, 22% call, and 9% reaching out in person.

## Recovery Support

**Peer recovery programs.** This approach works by leveraging an individual's personal experience with addiction to advise and support others struggling with SUD. Participants recommended expanding existing programs and having training for people who are interested in being peer support counselors or certified peer specialists.

Continue to make **recovery support programs** such as Clean Slate, AA, NA, Celebrate Recovery, Smart Recovery, Al-Anon, and Alateen available. For some of the smaller municipalities that do not have these groups, new groups could be started, or the existing groups could reach out to residents from smaller and more rural areas to include them. Though transportation and travel time may be barriers, others expressed they would be more comfortable going to a support group outside of their town for anonymity.

## Diversity and Inclusion

Research shows the importance of organizations reflecting the communities they serve. Rock County substance use and mental health services – from prevention to treatment and recovery support – can benefit from **hiring a more diverse staff**. This requires sustained and significant efforts. Rock County can learn from organizations in the county and similar counties who have been successful at this.

**Training and education for service providers, teachers, police, etc.** on how to best serve everyone, including racial/ethnic minorities and members of the LGBTQ+ community. This may also include cultural humility and how to request and use an interpreter.

One of the interviewees pointed out that **inaction is action** when it comes to serving traditionally marginalized communities such as LGBTQ+ and people of color. Providers may believe they are inclusive because of the way they see themselves (non-discriminatory, open to serving everyone), but without direct actions communicating and demonstrating inclusivity, residents do not assume the provider or service agency is inclusive.

## Law and Policy

Some participants argued for **more inspections and ordinances** restricting sales to minors with **heavier economic and legal consequences** for individuals, bars, and stores caught selling to minors, especially multiple-time offenders. Others advocated for more severe economic and legal repercussions of individuals caught using substances. Youth and adult participants generally believed that youth should get in trouble for substance use on school property as long as those repercussions are enforced across the board (the same for each student) and not as severe at the first incident.

However, there were also participants that advocated for legalizing all substances to make sales and use more visible, and to reduce fear in accessing treatment (someone may not want to seek treatment for their addiction for fear of legal repercussions).

Similarly, ensuring people with SUD and mental health issues get care rather than end up in the criminal justice system is a more sustainable and humane approach, and can free up law enforcement resources.

Should marijuana become legalized in Wisconsin, local municipalities should take advantage of the opportunity to set **regulations around cannabis sales** (e.g., to avoid placing a cannabis store near a school).

The 2019 Rock County Heroin Epidemic report applauded Rock County for making great strides towards completing the recommended activities in the areas of prevention, harm reduction, and treatment since the publication of the State Council on Alcohol and Other Drug Abuse (SCAODA) Heroin Report in 2014 but insufficient progress was made in the workforce pillar. This pillar included surveying businesses to identify the percentage that have **workplace drug policies** and that have Narcan on-site and offering **training to businesses to identify drug misuse**.

### Address Stigma

Recognizing **addiction as a public health problem** lessens the stigma around addiction and focuses on a medical response for effective treatment and recovery. Collectively, we should talk more openly about mental health and substance use and continue to raise public awareness that addiction is a medical condition that requires medical intervention. This will make people more comfortable to admit they have a problem and seek services. Sharing information and stories that humanize people with mental health illnesses and SUD to develop more understanding and empathy. Actions may include a media campaign involving bus ads, billboards, local radio and newspaper, and social media (Instagram, Facebook, TikTok, Snapchat, etc.).

### Collaboration

Rock County agencies and sectors are generally doing very well at collaborating with one another. This should be continued to enhance the efficiency and effectiveness of service delivery and streamline the continuum of care. Providers across the county will be more informed about what other agencies are doing and local trends. As Rock County plans its next steps, ongoing conversations are needed about who will be responsible for what and how the resources and services can be sustainable.



## Results: Beloit

This section presents findings that are specific to Beloit. The information came from people we spoke with who live and/or work in Beloit and existing data specific to this area.

### Context

#### Demographics

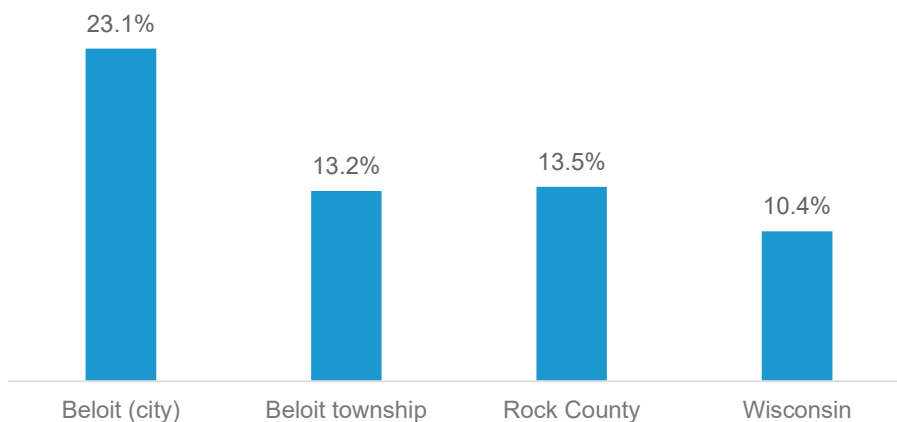
Beloit is located in the southern part of Rock County, on the border of Illinois and the closest to Chicago. There is the city of Beloit and Beloit township. In this report, we are mostly referring to the city of Beloit as limited data is available on the township. As of 2019, the city of Beloit was home to 36,836 residents. Beloit is the most racially and ethnically diverse place in Rock County: 16.4% identify as Black or African American, 20.2% as Hispanic/Latinx (of which 86.7% are of Mexican descent), and 9.1% are foreign-born. As a percentage of all the households in Beloit, 12.6% are headed by single mothers with children under 18. Fewer than 17% (16.8%) of Beloit residents have a Bachelor's degree or higher.

The town of Beloit, on the other hand, has a population of 7,721, of which around 7.8% are African American and 7.6% Hispanic. According to the US Census, the per capita average annual income is \$29,867 and 13.2% of residents live below the poverty line. 14.0% do not have health insurance and 17.0% have a Bachelor's degree or higher.

There are also two school districts with distinct characteristics and demographics. The school district of Beloit (city) has a lower overall score (59.7 out of 100) than the Turner School District in Beloit township (78 out of 100). Additionally, the Beloit School District educates a much larger and diverse student population: their 2019-2020 enrollment was 6,474 students, of which 22.9% were Black, 33.5% Latino/a/x, and 35.0% non-Hispanic White. Beloit Turner School District's enrollment was 1,566, with 3.4% Black, 12.4% Latino/a/x, and 76.2% White students.

Poverty rates are higher in Beloit city than in Beloit township, Rock County, and Wisconsin as a whole (Figure 29): 23.1% of Beloit residents have an annual income that is below the national poverty level and 35.9% of children live in poverty.

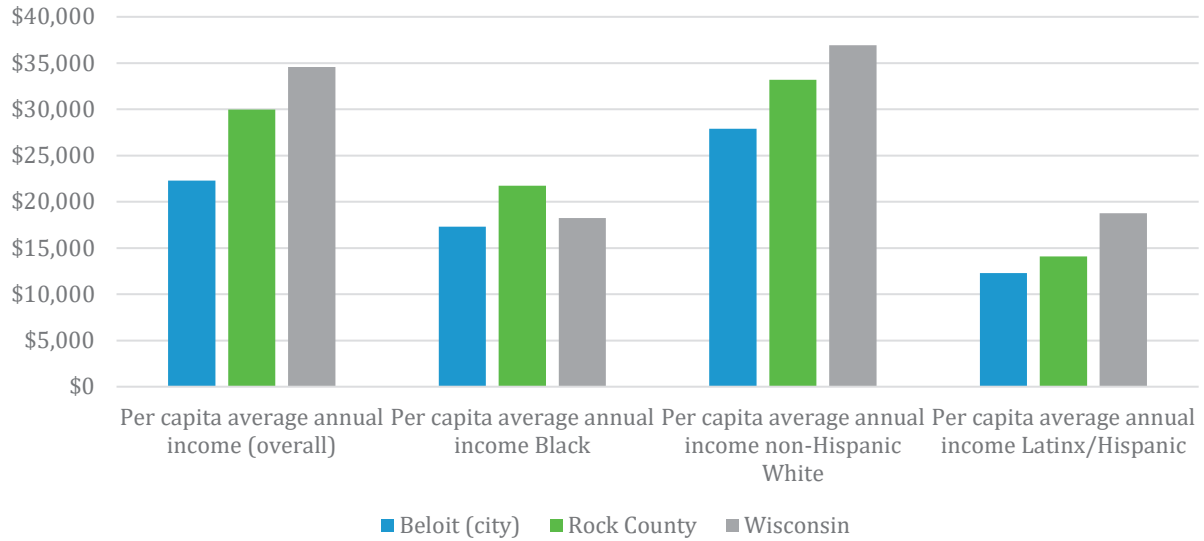
Figure 29: Percent of the population living below the poverty level



In 2019, the average annual household income reported in Beloit was \$56,767, and the per capita average annual income was \$22,285. This is lower than the county and state average (Figure 30, first set of bars). However, for Black residents, the per capita average annual

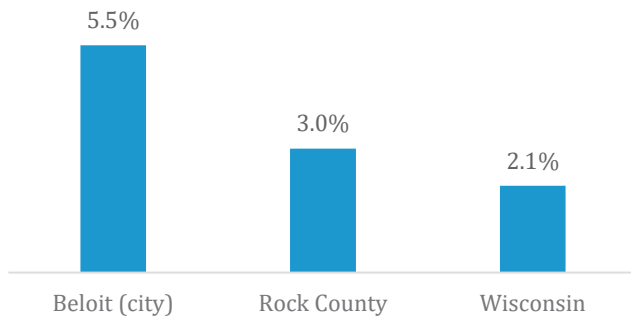
income was \$17,294, for non-Hispanic White residents it was \$27,891, and for Latinx/Hispanic residents it was \$12,287 (Figure 30).

*Figure 30: Per person average annual incomes in Beloit, Rock County, and Wisconsin (US Census 2019)*

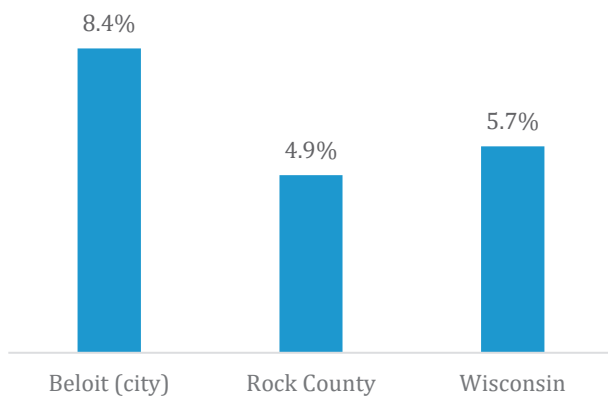


Beloit also has higher unemployment rates and percent of residents without health insurance compared to the county and state averages (Figures 31 and 32).

*Figure 31: Percent unemployed (residents over 16)*



*Figure 32: Percent of residents without health insurance*



Beloit was generally described by interview and listening session participants as a friendly, diverse place with caring residents and organizations that are invested in bettering the community. Residents like living there, even though people in Rock County outside of Beloit sometimes talk negatively about Beloit due to higher crime rates. Most residents we spoke with shared they feel safe in the community, though there were mentions of gang activity, gunshots in the neighborhood, parents not wanting their children playing outside, and young women worrying about getting harassed. Still, they recognized that safety in Beloit shifts according to the area you are in.

### **Diversity, Equity, and Inclusion**

Participants described the city as divided between the east and west side. The east side has seen more investment in stores and restaurants, while the west has more “mom-and-pop” stores. There are tensions around what the east and west sides of town offer and some stigmatization about “good” and “bad” sides of the town. Downtown Beloit has seen a lot of recent investment and revitalization which is mostly welcomed. Some residents, however, would like to see more money invested in reducing economic and racial inequalities. The City of Beloit’s 2020-2024 Neighborhood Revitalization Strategy Plan (NRSA) was developed to outline practical action steps for addressing deteriorating properties, vacant and abandoned housing, an increasing number of rental properties, high rates of poverty and unemployment, and an increase in violent crimes. Strategies focus on resident empowerment, neighborhood revitalization, and public safety.

Regarding the inclusivity of the community, services providers, and schools to people of color and members of the LGBTQ+ community, Beloit was generally described as more inclusive than surrounding, smaller places. Because of the greater presence of racial/ethnic minorities, there is more of a focus on serving these populations than in surrounding municipalities. Still, as data show, large racial/ethnic disparities exist, and participants highlighted the lack of minority representation in leadership positions across Beloit. That said, members of the Latino community we spoke with shared they feel supported and have a sense of community, in part because of active efforts from certain agencies to assist them.

## **Substance Use**

### **Trends: Adults**

The stereotype of alcohol being very present in Wisconsin is real, participants admitted. It is not uncommon for people to get OWIs and some even have 4 or 5. People joked that if you are going to drink and drive, you should do it in Wisconsin instead of Illinois because it is more seriously punished in IL. Alcohol can be purchased almost everywhere, including at Walgreens and CVS, which is not the case in all states.

Cigarettes are not as common as they used to be but remain a health concern. Menthol cigarettes are particularly popular among African American residents. Marijuana use is common, but participants expressed less concern for adult use than for youth use. That said, when parents and other adults are using marijuana, it becomes more normalized and accessible for minors. A local professional said she sees more lower SES families having substance misuse issues, but the higher SES adults have the potential to use more expensive drugs.

Among Latinos, alcohol use is common but other drugs are not frequently used. There was reportedly a spike in prescription drug use one year, but it is unclear what caused that. It is not uncommon for people, especially without health insurance, to share prescription drugs, in which case use was not intended to get high.

Beloit's geographic location on the Illinois border means marijuana is easily accessible and there are more interactions with gang issues and drug trafficking from Rockford, IL. Among adult drug users, heroin has reportedly been the drug of choice lately and an officer mentioned seeing 3-4 heroin overdoses per shift. Crack and meth are also on the rise, according to local experts. Crack is consistently present, but nobody talks about it.

### Trends: Youth

Among youth, vaping and alcohol use are common. It is unclear what the exact breakdown is between nicotine and marijuana in the vape pens youth are using. People working with youth are most concerned about vaping since it is becoming more widespread in high schools and even middle schools. There does not seem to be an issue of underage youth drinking and driving. There have been, however, incidences of youth overdosing on prescription medications prescribed to them or their parents. There was also mention of edibles in schools and at parties.

Numerous teens we spoke with reported growing up around drugs – even harder substances such as crack cocaine and heroin – and seeing family members using them. This made it easier for those teens to try different substances but also showed them the dangers of misuse and addiction. A Beloit teen shared how her brother recently overdosed on a mix of cocaine and heroin. She also commented on the rise of lethal pills in the community. As experienced across the country, drug dealers are selling replicated pills like Adderall, Valium, Xanax, and Oxycodone. These counterfeit pills are made to look like real pills so the user may not know what they are taking. They are cut with different drugs, including fentanyl, making them potentially deadly and this is what is driving overdose deaths across the US.

According to participants, substance use went up during COVID because of increased stress, depression, and anxiety. Some youth described being bored in the house, so they experimented with drugs with small groups of friends, or they started using more than before. They described how drugs use starts with curiosity because people around them are doing it, and/or to escape their mind or situation but then it becomes a habit.

There is a concern for LGBTQ+ youth who show higher rates of substance use and mental health issues. Though they are more “out” and visible than historically, many still suffer from abuse and bullying.

### School Data

There were 55 drugs and alcohol-related incidents at Beloit Memorial high school in 2017-2018, 67 in 2018-2019, and 66 in 2019-2020 (Table 15). Those involved with drugs and alcohol incidents in 2019-2020 were more likely to be economically disadvantaged, male, and Black. In Beloit Turner, on the other hand, there were 17 drugs and alcohol-related incidents in 2017-2018, 24 in 2018-2019, and 7 in 2019-2020. Those involved with drugs and alcohol incidents in 2019-2020 were more likely to be economically advantaged, female, and White. Eleventh and twelfth graders were less likely to be involved with ATOD incidences than younger students (Table 15).

Table 15: School incidence data (2019-2020)

	<b>Beloit</b>	<b>Beloit Turner</b>
Number of students enrolled	6,474	1,566
Student race/ethnicity	35% non-Hispanic White, 34% Hispanic, 23% Black	76% non-Hispanic White, 12% Hispanic, 3% Black
Total incident rate	32.9%	2.9%
Number of drugs and alcohol-related incidents	66 (around 1% of students)	7 (around 0.5% of students)
Economic status of students involved with drugs and alcohol incidents	49 (74%) economically disadvantaged	3 (43%) economically disadvantaged
Gender of students involved with drugs and alcohol incidents	51 (77.3%) male	2 (29%) male
Race/ethnicity of students involved with drugs and alcohol incidents	22 (33%) Black, 20 (30%) White, 12 (18%) Hispanic, 12 (18%) mixed.	4 White, 1 Black, 1 Hispanic, 1 mixed
Grades of students involved with drugs and alcohol incidents	13 in 10th grade, 12 in 7th grade, 10 in 9th grade, 10 in 8th grade, 9 in 11th grade, 5 in 12th grade, 5 in 6th grade, 2 in 5th grade	6 in 8th grade, 1 in 9th grade

### Law Enforcement Data

In 2020, the Beloit Police Department’s total arrests for violent, property, society, drug, and other crimes was 2,438. Officers we spoke with reported more violent and drug-related crimes in Beloit than in other parts of the County. It is not uncommon for officers to get called for overdoses or drug crimes several times to the same house. Drug arrests spiked in 2017 but fell in 2020 back to 2016 levels (Figure 33). Arrests for marijuana possession and sales have fallen significantly since 2017, while arrests for “other dangerous drugs” rose (Table 16).

Figure 33: Total drugs arrests by City of Beloit PD 2016-2020

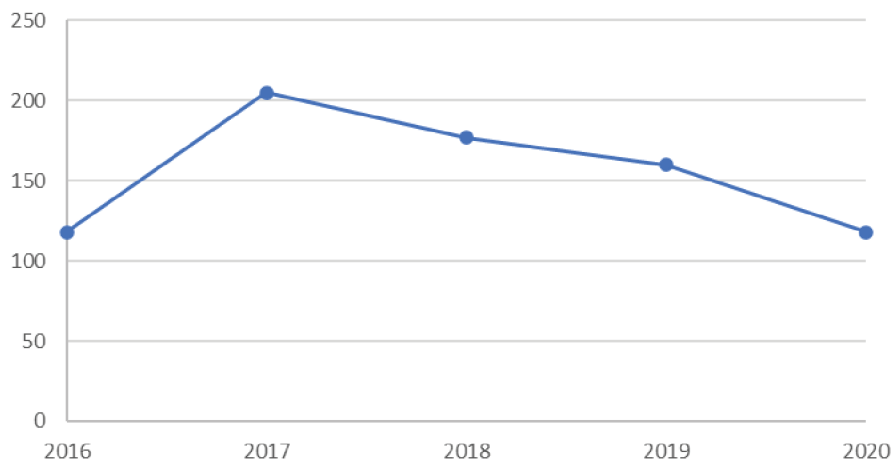


Table 16: City of Beloit PD arrest counts by year and by drug charge

	Drug Sale - Opium/Cocaine	Drug Sale - Marijuana	Drug Sale - Synthetic	Drug Sale - Other Dangerous	Drug Possession - Opium/Cocaine	Drug Possession - Marijuana	Drug Possession - Synthetic	Drug Possession - Other Dangerous	Drug - Unknown	Total
2016	5	16	0	0	13	72	7	5	0	118
2017	20	21	1	2	27	120	9	5	0	205
2018	14	19	1	0	28	95	7	13	0	177
2019	8	2	0	12	17	69	4	45	3	160
2020	1	6	0	4	11	35	2	57	2	118

In 2020, the Town of Beloit Police Department made 250 total arrests. Drug arrests fell from 43 in 2017 and 47 in 2018 to 18 in 2020 (Figure 34). This was mainly attributed to fewer arrests for marijuana possession (Table 17).

Figure 34: Total drug arrests Town of Beloit PD, 2016-2020

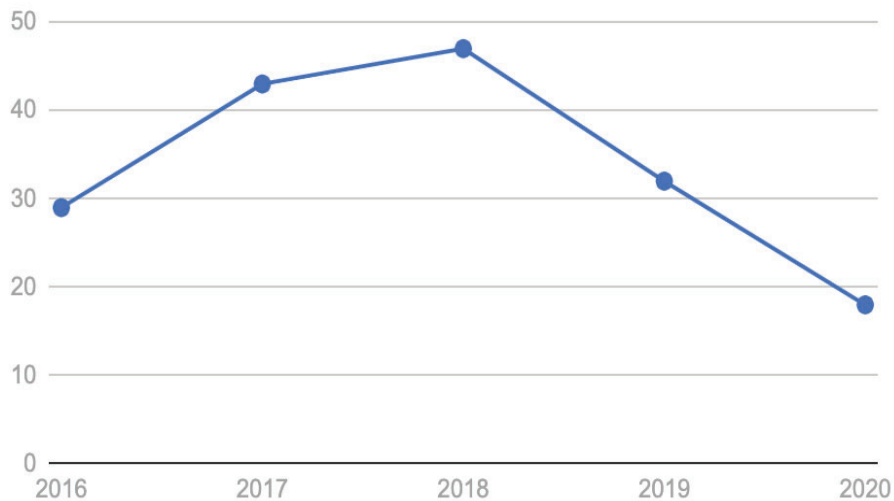


Table 17: Town of Beloit PD Arrest counts by year and by drug charge

	Drug Sale - Opium/Cocaine	Drug Sale - Marijuana	Drug Sale - Synthetic	Drug Sale - Other Dangerous	Drug Possession - Opium/Cocaine	Drug Possession - Marijuana	Drug Possession - Synthetic	Drug Possession - Other Dangerous	Drug - Unknown	Total
2016	2	2	0	0	1	22	1	1	0	29
2017	1	0	0	0	6	35	1	0	0	43
2018	2	3	0	0	1	40	0	1	0	47
2019	2	1	0	1	3	24	0	1	0	32
2020	0	1	0	0	4	11	0	2	0	18

Repeat offenders are referred to drug court. Charges may be dismissed if they complete drug court and counseling. Whether or not they go into custody depends on the type and amount of drugs. Marijuana for personal use is seized but no arrest is made unless it's a repeat offender with priors and a record of selling drugs. For the first possession of cocaine offense, the individual is released with a court date but for a second offender, they are taken into custody and have to do jail time. Those arrested for heroin and meth are charged with a felony charge every time.

### Resources and Strengths

Youth 2 Youth (Y2Y) is a coalition of youth and adults with a mission to prevent youth substance use. The organization was founded in 1991 and focused on tobacco prevention for 15 years under the name Rock County Tobacco-Free Coalition. Though there is still a tobacco-focused group, the Southwest Alliance for Tobacco Prevention, Y2Y has broadened its scope to include all substances. Pre-COVID, Y2Y served all of Rock County but since COVID, Y2Y has narrowed its attention to Beloit youth. Pre-COVID, they were engaging 150-200 youth and reaching approximately 5,000 Rock County youth each year with a prevention message. Since

COVID, the group has had to adapt and be flexible. Although the number of youth advocates has decreased, they are in the process of rebuilding. High school students deliver prevention presentations to middle school students and middle school leaders educate elementary students. They also participate in community service projects and community outreach projects where educational materials and quitting resources are distributed.

Y2Y also has a Latino outreach project, LAD (Latinos Against Drugs). LAD is a youth-led program that has educated adults and the community on substance abuse prevention in Spanish for the past 15 years. Recently, a new coalition has been formed called Latinos for a Better Future (LF), which is a youth/adult coalition working to reduce youth substance misuse in the community of Beloit. The coalition is in its early stages and in the process of applying for funding to expand its work.

From the interviews and listening sessions in Beloit, it was unclear what health classes cover when it comes to education on drugs but the “Just say no” program was mentioned numerous times.

In terms of harm reduction, EMS and Fire administer Narcan in the case of an overdose. The police department holds prescription drug take-back events a few times a year and has a take-back box in their office.

Mercy, SSM Health, and Beloit Memorial hospitals offer outpatient treatment and there are also two MAT clinics. Beloit Area Community Health Center sees everyone, regardless of their ability to pay. Just outside of Beloit, the Rockford treatment center accepts people 24/7.

For recovery support, there are several AA groups, according to participants. An interviewee recalled that there was a Spanish AA group in Beloit, but they did not know if that was still active.

In addition, local nonprofits such as Community Action Inc. offer a wide range of programs and services for youth and families to support with related issues such as housing.

## Challenges

Beloit has many resources but also faces challenges. Overall, participants felt that there were not enough programs or resources to deal with substance use in Beloit. Prevention and educational initiatives exist in Beloit, but few specifically focus on Latinx residents, Spanish speakers, African Americans, or LGBTQ+ residents. In general, Latinos and African Americans are not typically at the table when decisions are made. Organizations and people leading prevention, treatment, and recovery programs in Beloit have good intentions but do not always understand Latino and African American experiences and cultures.

There are good day treatment programs, according to interviewees, but you have to either have the money or be so poor to qualify for coverage. As such, people may not be able to afford treatment. In other cases, insurance does not cover such services. State insurance is not as widely accepted as private insurance and one resident claimed patients are sometimes treated differently if they have Medicaid or Medicare.

There are no in-patient or long-term treatment options for SUD. The only detox facility in the County is in Janesville and the closest inpatient facility is over an hour away. Wait times are very long and it can take months to get in.



In our interviews, it became apparent that not everyone knows about the services that are available or trusts the available services. Furthermore, people have to want to go for treatment and that can be a challenge, participants highlighted. People may not think they have a problem or be afraid to admit it due to stigma, fear of losing their children, etc.

The Beloit Police Department used to have a Drug and Gang Unit. However, due to police department restructuring and officers leaving or retiring, they now have patrol and a detective bureau. The bureau is busy with violent crimes and patrol officers are busy with services so there is no time for drug investigations.

Schools have their set curricula and may not have time or the leeway to divert from that and deliver additional substance use education. There is only one AODA person in the Beloit school district and she is very overwhelmed.

## Mental Health

In terms of mental health in Beloit, there are similar trends as at the County level. Resources cannot keep up with the demand for mental health services and there are long wait times. Participants voiced that help is often unavailable unless you are actively suicidal.

Local hospitals such as Beloit Memorial have voluntary mental health services. Crisis services oversee the placements for involuntary treatment and that is mostly Winnebago Mental Health Institute but that is two hours away. Beloit Area Health sees Medicaid patients, but the psychiatrists are booked out for three months. Due to this high demand, one participant also mentioned concerns for compassion fatigue among mental health providers.

Additionally, a participant brought up that many residents are not well educated on mental health. Information is not distributed equally or in a way that is accessible and understandable by all residents (e.g., in different languages and health literacy levels).

There are also cultural differences in how mental health is viewed and dealt with. An interviewee described how in African American culture, there is the mentality of not telling other people your business and the stigma that if you seek mental health treatment you are “crazy.” Similarly, in Latino cultures, there is a mentality of taking care of yourself or God taking care of you. There are not enough therapists of color and “impossible” to find a Spanish-speaking therapist.

COVID has been detrimental to people’s mental health, which led to more substance use. One teenager described COVID as a “baseball bat to the head for most of us.” Many students have suffered from being away from school and their friends. An interviewee pointed out that teachers need mental health help, too.

A mental health clinic provides Beloit Memorial high school with three counselors. This is open to elementary and middle school students, too, but they have reportedly not been that busy. Conversations with students elude that this may be due to a lack of awareness about available services, a lack of trust in the providers, the stigma of going to see a therapist, and concerns about confidentiality. Youth participants expressed concern that receiving clinical services, including inpatient or outpatient substance use and mental health treatment, has to go through their parents’ insurance. In some cases, they do not want their parents knowing that they are seeking care. In other instances, it appears parents are hesitant to put these services on their insurance.

In several youth listening sessions, youth shared they are trying to break cycles of poverty, substance use, mental health issues, and abuse. Youth participants described the trauma they have experienced by watching family members die of an overdose and how they witnessed and were victims of abuse. When they shared mental health concerns, they said they were laughed at and ridiculed by peers and even their parents. These young people desperately need support to help them break these multi-generational cycles. Yet, they may be hesitant to speak with a school counselor or another adult at school due to a lack of trust.

Bullying in schools was also mentioned as a reason for depression, anxiety, and suicide attempts among youth. Social media has aggravated bullying because people can be reached through multiple platforms 24/7 and information can easily go viral. Furthermore, the constant stimulation and access to all sorts of information and inappropriate content (from drugs and sex to filters and unrealistic beauty standards), has increased users' insecurities and anxieties.

Housing is a large issue. Many residents struggle to keep a roof over their heads. Participants expressed concerns that buildings for higher-end housing, restaurants, and stores are being renovated or built but not enough money is going to help lower-income residents. Similarly, a new charter school that sits on the border of a high-poverty neighborhood opened, but there is no interaction with that neighborhood. This adds to the sentiment that underlying social and economic issues and disparities are not being sufficiently addressed.

Other issues in Beloit that influence mental health include poverty, domestic violence, abuse, sexual harassment and assault, child neglect, absent parents/fathers, homelessness, poor living conditions, and gentrification/displacement. This causes stress and creates an atmosphere of hopelessness and helplessness.

## Recommendations

Participants recommended taking a comprehensive approach when addressing substance use and related issues in Beloit. This means continuing to build and strengthen partnerships across providers and organizations dealing with substance use, unemployment, mental health, housing, safety, etc. because they are all connected. Beloit residents are particularly eager to support youth, it seems. Local businesses and educational institutions may also be able to help.

Beloit residents should use and build on existing resources. This includes making residents aware of the resources that exist, investing in programs and initiatives that have been successful so far, and building trust with residents through meaningful community engagement efforts. While it is important to address barriers to treatment, such as insurance coverage and stigma, additional investments must be made to increase service capacity because otherwise wait times will continue to grow.

Someone suggested having (satellite) County services (e.g., a County Human Services building) in Beloit because most county services are in Janesville. There are enough empty buildings and lots they could use, the individual claimed, such as the old Save a Lot building on Park Avenue.

Participants also recommended having prevention and recovery initiatives that focus on serving Latinos, African Americans, and LGBTQ+ to better reach people who identify as one (or more) of these groups. If there is not enough local interest, the idea was given to connect with an adjacent County or online groups.

Another suggestion was to offer more age-appropriate education and prevention in the schools in a way that is integrated into the curriculum throughout the grade levels. Students can help make decisions on such curricula and messaging since they know best what would be effective for them and their peers. Participants also encouraged people working with youth to think about how to reach youth who are already using and/or are around it at home. Offering rewards or incentives for not using may work, or helping youth identify underlying issues and alternative interests and motivations. As a community, offering more activities for youth can prevent boredom and provide alternatives to drug use. Youth mentioned being interested in water parks, food courts, and arcades.

Parents should also be involved in youth substance use and mental health issues. Some voiced they want to learn how to better support their children when they feel sad or if they suspect drug use. Parent workshops can educate parents on how to talk with their children about these topics. This could be offered in conjunction with successful initiatives like Hidden in Plain Sight.

Both youth and adult participants believed that the first time a minor is caught using substances offers an opportunity for education but that there should be more severe consequences for repeat offenders.

As for adults, law enforcement interviewees stressed the importance of stricter punishments for drug crimes because drugs contribute to overdoses, negligent homicides, gang activity, and families being torn apart. That said, for drug users, the focus should be on rehabilitation, so they don't keep going in and out of drug court (using public resources). Dealers, on the other hand, should get stricter punishments. Locating drug dealers could involve collaborating with police departments outside of Rock County because drugs are coming from surrounding counties. In addition, training for officers in de-escalation techniques and Narcan delivery can help them deal with people who are under the influence or have mental health issues.

Given the inequities in wealth and opportunities in Beloit, several participants stressed the need for addressing these disparities, for example by investing more on the west side and ensuring everyone receives basic preventative healthcare such as wellness checkups, vaccines.

Lastly, in one of the youth listening sessions, students expressed concerns regarding the true anonymity of the YRBS. They believed the answers would be traced back to them and their school computers. Moreover, they felt that the survey is too long and mentioned they start answering it honestly but then they pick random answers towards the end. They recommended splitting the survey up into multiple sessions, emphasizing anonymity and the importance of answering honestly, and conveying clearly how it will help them personally, including why the survey is conducted and what the data gets used for. According to the group of students, teachers complain about administering the YRBS as part of their lesson plan. Taking this into consideration can enhance the process of administering the YRBS and the quality of the data.

## Results: Clinton

This section presents findings that are specific to Clinton. The information came from people we spoke with who live and/or work in Clinton and existing data specific to this area.

### Context

Geographically, Clinton is located northeast of Beloit. It is approximately an hour and 30 minutes from Chicago, Madison, and Milwaukee.

### Demographics

The village of Clinton houses a small population of 2,036 residents, of which 2.5% identify as Black or African American, 4.6% as Latinx/Hispanic (of which 66.7% are Mexican and 9.4% Puerto Rican), and 1.4% as foreign-born. As a percentage of all the households in Clinton, 5.4% are headed by single mothers with children under the age of 18, and 19.9% of Clinton residents hold a Bachelor's degree or higher.

According to 2019 Census data, the average yearly household income in Clinton was \$65,100. The per capita average annual income was \$25,724 but much higher for non-Hispanic White (\$27,799) than for Hispanic residents (\$10,078). No data were available for the African American residents due to low numbers. Of the total population, 6.3% of Clinton all residents and 5.8% of children live below the poverty line. Among residents over 16, 5.1% were unemployed and 7.0% of residents did not have health insurance.

Clinton school district had an overall score of 69.4 out of 100 for the 2019-2020 school year. There were 1,140 students enrolled, of which 79.3% were non-Hispanic White, 15.6% Latino/a/x, and 2.5% African American or Black.

In comparison to its larger sister municipality, Beloit, Clinton is described as a more close-knit, rural community where residents, schools, and businesses have a good report. That said, resources are harder to access unless you have the right connections. Most citizens are older, in part because younger residents do not often come back to the city post-college. Yet, more single-family homes are in development to attract younger residents. There are few issues with crime or violence in the community.

### Diversity, Equity, and Inclusion

Regarding the inclusivity of the community, services providers, and schools to people of color and members of the LGBTQ+ community, one resident shared that Clinton is not very inclusive to these communities. Concerning the Latinx/Hispanic community, they reportedly have a harder time fitting in, as the community does not always readily embrace them. As a result, they tend to keep to themselves. An interviewee wished Clinton was more inclusive and less politically divided.

## Substance Use

### Trends: Adults

According to participants, alcohol and marijuana use are prevalent and there is also tobacco use (cigarettes, chewing tobacco). To a lesser extent, there is some heroin, meth, and cocaine in Clinton. There was a fentanyl death in June 2021 and a double fatality the year prior.

## Trends: Youth

According to participants, drinking is acceptable, and children learn this behavior from their parents by seeing them drink and hearing their drinking stories.

Youth vaping has increased because companies added flavors that appeal to young people, and it is also promoted on TikTok and Snapchat. Such use is a vicious cycle because youth may start vaping because they are anxious but then the vaping makes them more anxious. An interviewee estimated that mental health issues are related to ATOD in over 50% of youth they see. Participants speculated ATOD use may be higher among LGBTQ+ youth because they may not be accepted by their families and the broader community. When youth are caught with vape pens at school, some are disciplined in school and others are sent to the police. The court has an online program with information about nicotine and how to quit using. That said, several participants mentioned the relationship between local law enforcement could be improved to make sure disciplinary actions are taken and to also prevent truancy and absenteeism.

## School Data

There were no drug and alcohol-related incidents in Clinton schools in 2017-2018, 4 in 2018-2019, and 3 in 2019-2020. For those involved with drugs and alcohol incidents in 2019-2020, 3 were economically disadvantaged, 2 were male, and 2 were White (no other race data available). One of the students was in 12th grade, 1 in 10th grade, and 1 in 9th grade.

## Law Enforcement Data

Concerning local crime, the Clinton Police department made 79 total arrests in 2020 for violent, property, society, drug, and other crimes. As indicated in Figure 35, Clinton had an average of 13 arrests per year between 2016 and 2020, with an unusually low arrest rate (only 1) in 2019. Almost all arrests from 2016 to 2020 were related to marijuana possession (Table 18).

Figure 35: Total drug arrests by Clinton PD, 2016-2020

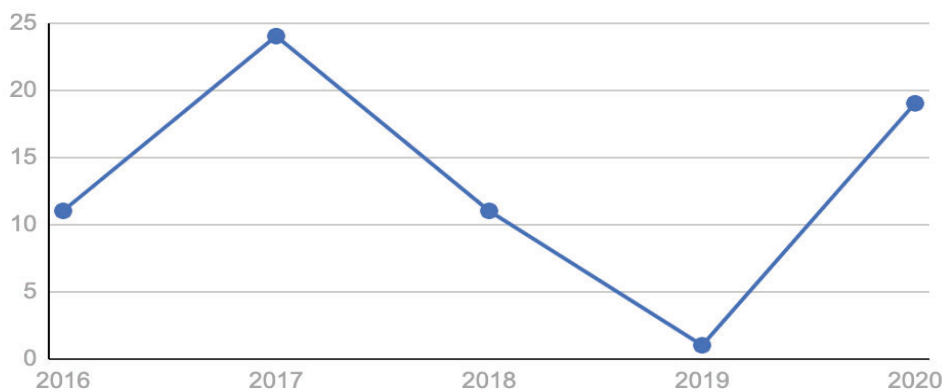


Table 18: Clinton PD Arrest counts by year and by drug charge

	Drug Sale - Opium/Cocaine	Drug Sale - Marijuana	Drug Sale - Synthetic	Drug Sale - Other Dangerous	Drug Possession - Opium/Cocaine	Drug Possession - Marijuana	Drug Possession - Synthetic	Drug Possession - Other Dangerous	Drug - Unknown	Total
2016	0	2	0	0	0	9	0	0	0	11
2017	0	1	0	0	1	21	1	0	0	24
2018	1	0	0	0	3	6	0	1	0	11
2019	0	0	0	0	0	1	0	0	0	1
2020	0	0	0	0	0	18	1	0	0	19

**Resources and Strengths**

Clinton has a school wellness team, a Where Everyone Belongs (WEB) group at the high school (similar to a GSA), and a youth center.

**Challenges**

As with many small, rural communities, most resources are located outside Clinton and residents have to travel to Beloit or Janesville for addiction or mental health treatment. It can be a struggle for residents to get there because of transportation. It can be hard to maintain initiatives in Clinton because of staff turnover or people moving away.

**Mental Health**

For the past three years, Stateline Mental Health Services provides mental health professionals to Clinton schools. This has been an effective model because it removes any transportation barriers and students who have used the services reportedly find it helpful.

Again, there is the issue that most mental health treatment services are half an hour to two hours away, which hinders Clinton residents from getting the help they need.

There was also a concern about generational and political divisions in Clinton. Examples of how this manifests itself include older generations not being as open and understanding to mental health concerns, and that more conservative and right-wing residents are not as open towards LGBTQ+ as more liberal and left residents.

**Recommendations**

Ideas provided by participants who specifically work in Clinton included improving access to treatment services, addressing the supply chain of drugs coming from Mexico and China, stricter prosecution for drugs crimes, and more youth mental health support. One interviewee said they would like to see a program like DARE in the schools. This would provide education for students on ATOD and help foster relationships between officers and local youth. Youth would like more things to do, such as dances, open gym, and game rooms.

## Results: Edgerton

This section presents findings that are specific to Edgerton. The information came from people we spoke with who live and/or work in Edgerton and existing data specific to this area.

### Context

Edgerton is a small town located in northern Rock County, on the border of Dane County, and 15-20 minutes north of Janesville.

Edgerton has a total population of 5,550, with 6.8% identifying as Latinx/Hispanic (87.8% of which are Mexican), 3.6% foreign-born, and 0% Black or African American, according to the 2019 US Census. As a percentage of all the households in Edgerton, 7.4% are headed by a single mother raising children under the age of 18 and 26.8% of the population hold a Bachelor's degree or higher.

The average annual household income in 2019 was \$69,252, and the per capita average annual income was \$28,336 (\$29,030 for non-Hispanic White and \$17,375 for Hispanic residents). An estimated 12.7% of all residents, and 15.4% of those under 18, live below the poverty line. Among residents over 16, 3.6% are unemployed, and 3.3% of Edgerton residents have no health insurance.

According to an interviewee, Edgerton has an excellent school district, where the children are put first. Edgerton schools had an overall score of 76.5 out of 100 for the 2019-2020 school year. There were 1,879 students enrolled, of which 86.2% were non-Hispanic White, 8.5% Latino/a/x, and 1.6% African American or Black. There is great community support for the schools and the police department.

Similar to its small sister municipalities, Edgerton is said to be a close-knit town where everyone knows one another or is related. Many people stay or come back, so family connections are strong. Inhabitants of Edgerton are described as caring and cherish the support and resources available. Yet, there is also currently an influx of new residents. Many are coming from surrounding cities, such as Beloit, Janesville, and Madison because of their proximity to Edgerton and Edgerton's affordable housing compared to other Rock County cities and those in the neighboring Dane County. Becoming a part of the community as a new resident can be difficult because of the *cliquish* nature, a participant explained, but people are more welcoming if you get involved in the community.

### Substance Use

#### Trends: Adults

All drugs that are in surrounding municipalities are present in Edgerton, but at a smaller scale due to the small population. Alcohol and marijuana are common. Among adults, heroin is picking up a little due to availability, and cartels are bringing in more meth, according to law enforcement. This does not mean there are cartels active in Edgerton but rather it illuminates how Edgerton and Rock County are connected to larger organized crime. The accessible location for distribution contributes to higher drug presence (moving through) and also other crimes such as human trafficking.

## Trends: Youth

According to the adults and youth we spoke with, vaping nicotine is the top substance among youth, followed by smoking marijuana. There is alcohol use but there are fewer violations for this. If someone is caught vaping, the consequences depend on what is in the vape pen and if there have been prior incidents. A student is not expelled for the first violation but may be for the second one. Reasons youth are using include being bored, self-medicating for anxiety and stress, and mimicking the habits and coping strategies of those around them. The low-income students who having parents using substances are said to be the most at risk and fall into multi-generational cycles of substance (mis)use.

## School Data

There were 13 drug and alcohol-related incidents in Edgerton schools in 2017-2018, 11 in 2018-2019, and 8 in 2019-2020. For those involved with drugs and alcohol incidents in 2019-2020, 6 were economically disadvantaged, 8 were male, 6 were White, and 2 were Hispanic (no other race data were available). Five of the students were in 9th grade and 3 were in 11th grade. A school staff member also pointed out that vaping was particularly common amongst the 9<sup>th</sup> graders, but it is unclear why.

## Law Enforcement Data

The Edgerton Police Department made 97 total arrests in 2020 for violent, property, society, drug, and other crimes. There was an average of 5 drug arrests per year between 2016 and 2020, with only 3 in 2020 (Figure 36). Almost all arrests from 2016 to 2020 were related to marijuana possession (Table 19). Edgerton PD works closely with the Rock County special investigative unit.

Figure 36: Total drug arrests, Edgerton PD (2016-2020)

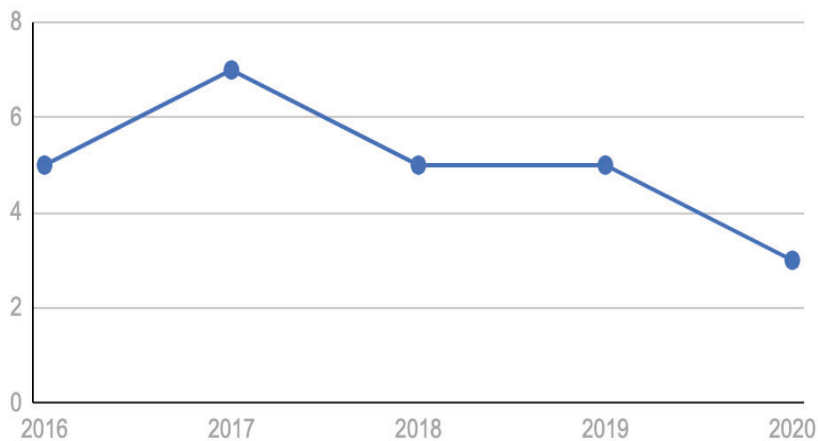




Table 19: Edgerton PD Arrest counts by year and by drug charge

	Drug Sale - Opium/Cocaine	Drug Sale - Marijuana	Drug Sale - Synthetic	Drug Sale - Other Dangerous	Drug Possession - Opium/Cocaine	Drug Possession - Marijuana	Drug Possession - Synthetic	Drug Possession - Other Dangerous	Drug - Unknown	Total
2016	1	0	0	2	0	1	1	0	0	5
2017	0	2	0	0	1	3	1	0	0	7
2018	1	1	0	0	0	2	0	1	0	5
2019	0	0	0	3	1	1	0	0	0	5
2020	0	0	0	0	1	0	1	1	0	3

**Resources and Strengths**

Sixteen years ago, a Coalition was formed in Edgerton to address substance use, mainly tobacco at the time. Healthy Edgerton morphed into Edgerton Outreach. This organization leads various efforts, including distributing medication lock boxes and alcohol lock tops, organizing drug take-back initiatives, and campaigning around prom drinking and quitting vaping. Hidden in Plain Sight used to be offered. For recovery support, there are AA, NA, and Al-Anon groups.

Edgerton offers numerous resources, such as active churches, youth sports, a large performing arts center (attached to the high school), a community swimming pool, parks, a golf course, local businesses, and a local hospital.

Edgerton organizations work together and have good relationships. Local law enforcement partners with the YWCA and schools to offer activities for kids. There is a 24-hour drug take-back box at the police station and there is an officer at the school. Local law enforcement will also direct people under the influence to a local hospital for evaluation.

**Challenges**

As in other smaller communities, residents have to travel to surrounding cities for most services. There are only so many resources and tax money available so it can be hard to meet everyone’s needs. For those suffering from SUD, there is only so much you can do, a participant lamented. You can try to regulate, refer, and even arrest but not everyone is ready and open to seeking help. Even if there were a treatment center on every corner, not everyone will go. That said, it is important to have services readily available for those who want them.

Youth depend on their parents for insurance, filling out the paperwork, and driving them to/from appointments, which can limit their access to services.

**Mental Health**

As in other small towns, mental health facilities in the area are limited and people have to go to Rodgers or Winnebago. Local hospitals like Mercy have options but they are short-term, and you need health insurance.

There are grave concerns about youth mental health. According to a school staff member, 50% of 10<sup>th</sup> graders required a follow-up after taking their mental health screener.

## Recommendations

Local leaders stressed the importance of educating youth, starting at a young age. Media campaigns can reach the general population, but more targeted efforts are also needed. Since substance use often results from underlying pain, providing mental health services, even for those with limited or without insurance is key. Posters saying “It’s okay not to be okay” and “It’s okay to ask for help” may decrease the stigma around mental health issues. The schools cannot do everything, and parents should also talk to their children about drugs and alcohol, a participant added.

Another participant described how, on one hand, we need to hold people accountable for their actions but, on the other hand, we can improve the systems in place.

## Results: Evansville

This section presents findings that are specific to Evansville. The information came from people we spoke with who live and/or work in Evansville and existing data specific to this area.

### Context

#### Demographics

One of the fastest-growing communities in the state, Evansville is located close to Madison and has a total population of 5,312. Of these residents, 3.0% identify as Latinx/Hispanic (11.3% Mexican, 48.8% Puerto Rican, and 11.9% Cuban), 0.5% foreign-born, and 0% Black or African American, according to the US Census. That said, school data and conversations with residents indicate there are some Black residents. There were 1,800 students enrolled in the Evansville school district, of which 89.9% were non-Hispanic White, 5.7% Latino/a/x, and 1.7% African American or Black. Evansville schools had an overall score of 75.3 out of 100 for the 2019-2020 school year.

In 2019, the average annual household income was \$71,469, and the per capita average annual income was \$30,304. The latter varied between \$30,607 for non-Hispanic Whites and \$21,508 for Latinos. Around 5.2% of all residents and 2.0% of children live below the national poverty line. Evansville has a very low unemployment rate (0.4%) and only 0.3% of residents have no health insurance. One in 20 households is headed by a single mother raising children under the age of 18 and 23.9% of the population hold a Bachelor's degree or higher.

Evansville has been described as a small, safe, clean, socio-politically progressive, and well-off community with local businesses and small shops instead of large department stores or chains. Many participants, including the youth, shared they love the shops along Main Street. The residents of Evansville are said to be more open-minded compared to those in other cities across Rock County, arguably because its proximity to Madison. Evansville was described as having "problem houses, not problem neighborhoods."

#### Diversity, Equity, and Inclusion

Evansville's citizens are predominately White. There is, however, a sizable open LGBTQ+ population in schools as well as public roles in law enforcement and government. When times of need arises, residents are supportive of each other. Still, there are some residents who feel the community's progressiveness and kindness are a guise because of the poor treatment they have received from other community members, e.g., in the form of anti-transgender and gay slurs. Participants shared several incidences in which LGBTQ+ flags and Black Lives Matters yard signs were stolen.

According to BASE, almost 1 in 3 high school students identify as LGBTQ+. The school district in Evansville was described in a positive light and as the center of the community. According to one resident that has worked in Evansville for over 20 years, the school district has always been very willing to partner with other agencies throughout the area. The school district in Evansville, reportedly, has always worked hard to ensure a better life for children in the city and has a strong substance use prevention coalition.

Results from a 2021 Evansville student survey with 363 high school students suggest that 20% of students identified with a sexual orientation other than straight. Of those, 1 in 4 said it is extremely or somewhat likely to reach out to a local organization if they needed support or crisis

intervention services, while over half (56%) answered that was extremely or somewhat unlikely. Over half (51%) felt that a local LGBTQ+ space is very valuable and 38% found it somewhat valuable.

The Evansville Police Department was applauded for its relationship with the community and progressiveness. Interviewees reported that half of the department identifies as LGBTQ+ and that department staff and officers receive diversity trainings. Despite many officers being White, they reportedly actively seek out racial/ethnic minorities to instate to join the force.

## Substance Use

### Trends: Adults

Akin to the rest of Rock County, alcohol and marijuana are the most frequently used substances by youth and adults. According to participants, marijuana is as common and as normalized as tobacco used to be and it is practically decriminalized. Local law enforcement saw fewer drunk drivers recently. The bar staff is good about stopping people from driving under the influence. As discussed in the Rock County section, there is strong history and culture of drinking that is difficult to change. One participant described coming from Northern European, mainly German and Scandinavian “drinking stock” and drinking as part of their tradition and to stay warm. Wisconsin has a strong tavern league, and the beer tax has not been raised in 50 years. Local breweries in Evansville are popular and heavily involved in the community, including sports and charity events.

There is also some meth and a recent uptick in meth and stimulants. This meth is coming from other places and made in the area, according to a local source. Heroin and prescription drug use have decreased in recent years, but fentanyl is on the rise. The use of Delta 8 is also increasing because it is readily available in stores, heavily advertised, and a “grey area” in Wisconsin law. Someone reportedly ended up in the hospital after taking a Delta 8 gummy.

COVID has increased substance use because people struggled with isolation and uncertainty. Alcohol as a coping strategy for stress is normalized (“I’ve had a rough day and need a drink”). COVID meant fewer large group gatherings and instead ATOD use continued in small groups.

### Trends: Youth

According to 2021 Student Voice Survey results, 15% of Evansville high school students consumed alcohol in the past 30 days (Table 20). 11% of high schoolers vaped in the past 30 days, whilst 3% had smoked part or all of a cigarette. 11% of high schoolers in Evansville used marijuana in the past month and 1% had taken prescription drugs not prescribed to them. Substance use rates were much higher for LGBTQ+ students than for straight students.

*Table 20: Substance use rates for Evansville high school students in the past 30 days*

	<b>Overall HS</b>	<b>Straight</b>	<b>LGBTQ+</b>
Alcohol	23%	14%	19%
Vaping	11%	10%	19%
Cigarette	3%	1%	10%
Marijuana	11%	7%	27%
Prescription drugs not prescribed to you	1%	1%	3%

According to the adults and youth we spoke with, vaping takes place at school and at home,

and increasingly trending younger, with middle school students being caught with vape pens at school. Parents are often unaware. Minors typically get it from older students and siblings, though one student admitted that most of her family members smoke and her mother supplies it for her and her sisters. Students are generally unaware of the dangers of smoking nicotine and marijuana other than that it is “bad” for them. There is confusion because medical marijuana is prescribed as “healthy for you” and students generally have the impression that it is not addictive.

There are youth who drink at home, with or without parental permission, even though there are laws against underage drinking and social host ordinances in place. Some adults claimed this is better than the unsupervised reckless drinking in farm fields in their younger days because at least now harm reduction and safety measures are more common. Others wish there were more conversations about teen drinking.

Some youth smoke marijuana and this typically happens when driving around with friends and without parental consent. There is some use of stronger illegal substances among youth, but not much. Substance use rates among LGBTQ+ youth are estimated to be higher because of stress and mental health issues, though some youth participants claimed it all depends on the group they associate with. The sentiment is, although substance use is not uncommon, it is not as much of a problem as in Beloit and Janesville, but that may be because of preconceived notions and/or larger populations.

### **School Data**

There were 2 drug and alcohol-related incidents in Evansville schools in 2017-2018, 4 in 2018-2019, and 5 in 2019-2020. For those involved with drugs and alcohol incidents in 2019-2020, 3 were economically disadvantaged, 4 were male, and 3 were White, 1 was Black, and 1 was Hispanic. Of the students, 2 were in 12th grade, 1 in 11th grade, 1 in 10th grade, and 1 in 9th grade.

### **Law Enforcement Data**

Regarding crime, a total of 134 arrests were made in 2020 for violent, property, society, drug, and other crimes. Evansville had an average of 11 drug arrests per year between 2016 and 2020, with most arrests occurring in 2019 (21 arrests) (Figure 37). Almost all arrests from 2016 to 2020 related to marijuana possession, though there has been a slight increase in arrest for the possession of “other dangerous drugs” (Table 21).

Figure 37: Total drug arrests, Evansville PD (2016-2020)

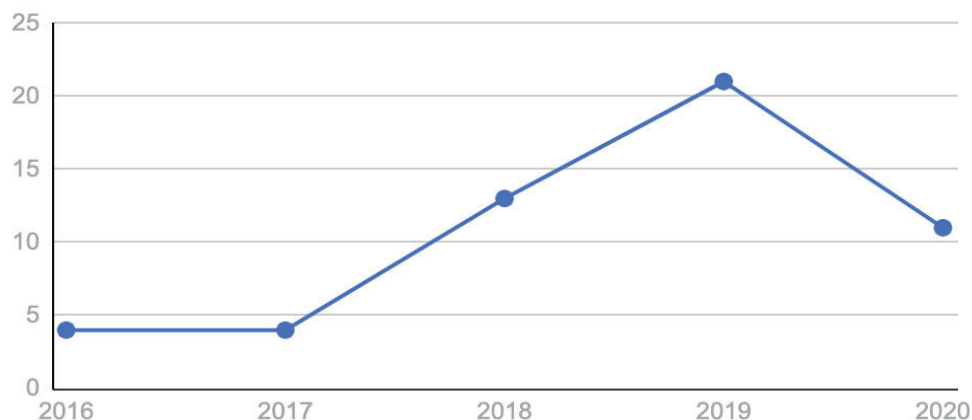


Table 21: Evansville PD Arrest counts by year and by drug charge

	Drug Sale - Opium/Cocaine	Drug Sale - Marijuana	Drug Sale - Synthetic	Drug Sale - Other Dangerous	Drug Possession - Opium/Cocaine	Drug Possession - Marijuana	Drug Possession - Synthetic	Drug Possession - Other Dangerous	Drug - Unknown	Total
2016	0	1	0	0	0	3	0	0	0	4
2017	0	1	0	0	0	3	0	0	0	4
2018	0	1	0	0	0	10	0	2	0	13
2019	0	1	0	0	0	12	0	7	1	21
2020	0	0	0	0	0	5	0	6	0	11

## Resources and Strengths

BASE (Building A Safer Evansville) is a Coalition of youth and adults working on youth substance use prevention in Evansville. They are involved with Narcan distribution and trainings, LGBTQ+ advocacy, Welcoming Schools, and SADD. They have an office at a local (LGBTQ+ inclusive) church and work closely with the middle and high schools. Health teachers also provide prevention education, school counseling staff offer lessons about self-care and healthy coping strategies, and there is a Teen Intervene program with student services staff. A resident described that the school and the police department have been working on substance misuse and mental health. There is also a Pride Action Team that promotes LGBTQ+ inclusivity.

In terms of SUD recovery support, there is an AA and an NA group at St. John's Church. There is also a recovery support coach. For treatment, residents typically go to Mercy.

## Challenges

One individual expressed concern that not everyone may feel comfortable attending addiction support groups that are in a church. There was also some worry about people struggling with SUD ending up caught in the justice system because, e.g., they are arrested for petty theft, get a ticket, fail to show up to their court date, and end up going through the system. This may be

difficult to prevent at times because the user must be willing to get better and make efforts towards that goal.

## Mental Health

A 2021 Evansville student voice survey found that 41% of high school students experienced symptoms of depression and 14% seriously considered attempting suicide in the past 12 months (Table 22). Those numbers were even higher for LGBTQ+ students, which is very concerning.

*Table 22: Self-reported depression and suicidal ideation among Evansville high school students (YRBS 2019)*

	<b>Overall HS</b>	<b>Straight</b>	<b>LGBTQ+</b>
Depression	41%	35%	66%
Considered suicide	14%	8%	39%

Interview and listening session participants also expressed that there are grave concerns about youth mental health. The pandemic has increased student isolation and anxiety. Students described being “trapped in their house” and missing contact with friends. “Being quarantined with a family you don’t get along with is gonna drain you,” a participant confessed. Some also struggled with anxiety going back to school.

An interesting trend when speaking with LGBTQ+ residents in Evansville is that everyone starts by saying how grateful they are to live in a progressive, supportive community. However, as the conversations progressed, incidences were brought up that illustrate a lack of inclusion and incidences of bullying and hate speech. On one hand, there are safe spaces and groups like BASE, Pride Action Team, and GSAs that allow LGBTQ+ youth to explore their identities and be “out” in ways that may not occur in other communities. There is also greater visibility of LGBTQ+ communities, e.g., in the form of community leaders that are “out” and supportive local businesses. On the other hand, there is a small but vocal group of residents who are against LGBTQ+. In addition, there are residents – both youth and adults – who may still have some preconceived notions or simply do not advocate and stand up for their LGBTQ+ neighbors.

An interesting anecdote that was brought up in one of the listening sessions is that LGBTQ+ youth used to know who they could trust in the school because the teacher or staff had a Safe Space or rainbow sticker displayed. Efforts to make schools more inclusive encouraged more teachers and staff to go through Safe Space and diversity trainings and show these stickers. An unintended consequence was that LGBTQ+ students felt they no longer knew who the “real” allies were and who were not fully aligned with the “safe space” program.

There are several mental health resources available in Evansville, mostly for students. Schools contract with Stateline mental health to deliver services in the schools, which helps with access. Telehealth has helped some residents overcome the distance barrier and may be the only option for those who get their license taken away. However, it does not overcome the cost. There are concerns about insurance being tied to employment and that people who are unemployed or unable to maintain a job due to SUD do not have access to the services they

need. Even those with health insurance worry because mental health coverage is very limited. They still have high deductibles, co-pays, and/or mental health benefits are only for a certain number of sessions. Other residents may fall between the cracks because they do not have reliable internet service and so many resources are now online.

There is reportedly only one licensed therapist in Evansville and no inpatient treatment for mental health illness or SUD in Evansville or the County. Rock County Crisis has great options but not everybody knows about them. An effort called Rock County One Call which allowed for one call referrals was disbanded several years ago.

## Recommendations

Opening a 24-hour treatment facility was suggested because during after hours, typically only the police are available to assist. Waiting for a person to detox before passing them on may not be the best use of their resources, nor are they the most qualified to deal with SUD.

Others would like to see a centralized resource or community center with mental health, AODA, and related services (veterans and employment services, opportunities to learn new skills).

One participant expressed the need for a recovery support group for youth and for minors struggling with family members who are addicted (there is Al-Anon but that is in Janesville). Another wondered if there would be enough support for a sober high school in the County.

Participants stressed the importance of creating a culture of diversity and inclusivity. This includes recruiting more professionals in the area who identify as BIPOC or LGBTQ+. Although there are not many BIPOC in Evansville, there should be efforts to learn more about their experiences and how the community could be more welcoming.

Offering mental health services for students at their schools is an effective model. Participants stressed the importance of confidential services at schools and being able to refer a student out who needs additional help or cannot find a good fit at the school. Parents are encouraged to have open conversations with their children and express that getting them home safely, even if they have been drinking or using drugs, supersedes any trouble they will be in. Since youth may be more open to hearing this from a teacher than their parents, more information about substances and mental health in Health class will be beneficial.



## Results: Janesville

This section presents findings that are specific to Janesville. The information came from people we spoke with who live and/or work in Janesville and existing data specific to this area.

### Context

Janesville is centrally located in Rock County, north of Beloit and south of Milton and Edgerton.

#### Demographics

According to 2019 Census data, Janesville has 64,245 residents, making it the most populous place in Rock County. Of these residents, 2.3% identify as Black or African American, 5.4% identify as Latinx/Hispanic (with 76.2% identifying as Mexican), and 3.3% are foreign-born. As a percentage of all the households in Janesville, 7.9% are headed by single mothers with children under the age of 18. Among adult Janesville residents, 24.0% hold a Bachelor's degree or higher.

The annual household income in Janesville is \$69,687 (2019 Census data). Overall, the per capita average annual income is \$29,532, for Black residents it is \$17,905, for non-Hispanic Whites it is \$31,109, and for Latinx/Hispanics it is \$18,627. Of civilians over 16, 3.1% are reportedly unemployed, and 5.2% of residents live without health insurance.

Interview and listening session participants described Janesville as a forward-thinking, action-oriented community that embraces development. Part of Janesville's charm is its "quaint" feel with the large city attributes that it offers, such as the city library and newly renovated downtown area. It is also nicknamed "chainsville" due to its high number of chain restaurants.

The GM plant used to employ a large number of Janesville workers. A long-term resident reflected that Janesville seemed to lose a bit of its identity after the GM plant closed because the impacts were both economic and social in nature. Those who stayed found other factory jobs or went back to school to become plumbers, technicians, teachers, and law enforcement officers. However, many GM workers went to work at other GM plants in Indiana, Texas, Michigan, and other states. Families were separated as the wives and kids stayed in Janesville, while the man went to work at GM in a different city. Stress on these families, students, and workers and, as a result, so did divorces and deaths (suicides and heart attacks). Janesville is slowly reinventing itself, with new health care facilities, SHINE Medical, more distribution centers (Dollar General) a revitalized downtown area, and more art in the city.

When asked what they enjoy about the city, many Janesville residents shared they appreciated the diversity, the safety of the city (reflected in its well-lit sidewalks and good neighborhoods), and the parks and recreational activities. People are described as generally friendly to their fellow residents, including those less fortunate, and proactive in solving town problems. Residents said Janesville is a good place to raise a family. Due to higher housing prices in Dane County, there has been an influx of new, mostly younger residents, which - according to some - is making Janesville more open-minded but also less close-knit because newcomers do not have the same roots and ties to the community as long-term residents.

Janesville schools were described in a positive light. The schools are said to support students and prepare them for post-secondary education. Staff work with parents to connect them to resources when needed. The Janesville school district had an overall score of 64.2 out of 100

for the 2019-2020 school year. There were 10,069 students enrolled, of which 72.0% were non-Hispanic White, 13.3% Latino/a/x, and 5.5% African American or Black.

### Diversity, Equity, and Inclusion

Regarding how supportive and inclusive the local schools and service providers are to members of the LGBTQ+ community and racial/ethnic minorities, participants tended to feel that the community is making improvements, but much work is needed in this regard. This ties back to Janesville’s history as a “sundown town” where African Americans were not allowed to be out after sunset. For many African American residents, there was an imaginary line between Beloit and Janesville that they did not cross. The number of Black residents remains low. One resident shared that she was the only Black student in their graduating class of 600 and there was only one Black student that graduated the year prior. The Latino population has grown and accounts for the second-largest racial/ethnic group in Janesville, but this community did not seem as well-established and connected as the Latino community in Beloit.

Janesville was also described as segregated by income levels, with concentrated poverty in the downtown 4<sup>th</sup> ward neighborhood and on the south side. Of all Rock County municipalities, Janesville has the highest homelessness and housing insecure population. School staff has seen more students living in motels than ever before. There are several initiatives to address this, e.g. FOCUS, a city of Janesville group that focuses on homelessness, and the Homeless Intervention Task Force of Rock and Walworth Counties have set goals and priorities to address the homeless population. Janesville also built and opened a new low-income apartment building in the center of downtown last year, which is a great start but more of these types of units are needed.

During January and February 2019, 525 Janesville adults took a JM4C community survey in which they shared perceptions of youth LGBTQ+ issues, among other things. Around half believed that being LGBTQ+ is to a certain extent a choice (Table 23). The majority believed there was little but not much support for LGBTQ+ youth and that LGBTQ+ youth are not widely accepted in society.

*Table 23: Community survey results (N=525)*

	Not At All	A Little	Quite A Bit	A Lot
Do you see support in the community for LGBTQ+ youth?	15.2%	55.1%	22.0%	7.7%
Do you think being LGBTQ+ is a lifestyle choice?	53.4%	22.8%	11.7%	12.2%
Do you feel LGBTQ+ youth are accepted in society?	14.6%	65.8%	17.6%	2.0%

In response to some of these trends, the schools and the police department are making efforts to promote and enforce inclusion. JPD is working on forming trust with residents and countering concerns regarding racially biased policing. In the schools, numerous groups and clubs for minority students have been established, e.g., Sisters Inspiring Sisters (SIS) and Brothers Reaching Out (BRO). Additionally, the schools boast a youth advisory group composed entirely of students of color, who meet to advise on curriculum, teachers, and administrators. A youth voice circle for Black and Brown adolescents was recently started at the local Boys and Girls Club to encourage them to talk about their experiences. The hope is that this youth voice circle will result in a change project in the next few months to help students feel inspired and

supported. Schools educate the staff and incorporate diverse curricula into the classroom. Schools also send their teachers and staff to inclusivity trainings.

## Substance Use

### Trends: Adults

As for adults, alcohol and marijuana are the most consumed substances. One resident noticed women drinking more nowadays and that becoming normalized (“mommy needs her wine”). While alcohol and marijuana are widely used, the “harder” drugs are only used by pockets of people. Heroin and crack cocaine are a problem, according to interviewees. Some users have replaced crack cocaine with meth. There is also a rise in synthetic marijuana. As in other places, fentanyl-related overdoses have increased because of fentanyl being mixed with other drugs like heroin and counterfeit pills (Xanax, OxyContin, Percocet). While some drug users seek out fentanyl for its stronger effects, others do not know what they are ingesting, snorting, or injecting. A local professional working with people with opioid use disorder said the average client was around 32 years old and White. Blue-collar towns tend to have higher substance use rates. An interviewee described how doctors have become more conservative when it comes to prescribing pain medications. They may provide a dose for 3 to 5 days but not for a month.

From October 2015 to August 2021, nine alcohol compliance checks were conducted in 23 Janesville establishments. Between 2015 and 2019, there were 24 incidences where a business failed the check, meaning they sold alcohol to the underage volunteer. Some businesses passed all the checks, whereas others failed multiple times. In 2020 and 2021, only partial (six) checks were conducted at random because businesses alerted each other when checks were being conducted. All six passed in 2020 and four passed in 2021.

### Trends: Youth

According to 2019 YRBS results, 20% of middle school students and 27% of high school students consumed alcohol in the past 30 days. As in other parts of the County (and nation), vaping nicotine or THC is popular among high school students, filtering down to middle school. 2019 YRBS data suggest 17% of middle schoolers and 20% of high schoolers vaped in the past 30 days. These numbers were 11% and 20% for marijuana. Weed and CBD gummies have also been found at schools. In the day treatment programs for adolescents, nicotine, and marijuana (incl. THC and Delta 8) are most commonly dealt with. 2019 YRBS results show 14% of middle schoolers and 15% of high schoolers in Janesville took over the counter or prescription drugs in the past month.

Some school staff expresses concerns regarding LGBTQ+ students and students living in poverty when it comes to substance use, whereas others felt substance use affected students across the board. Movies, shows, and social media posts are criticized for popularizing getting high because they make it look “cool” and “fun.”

### School Data

There were 26 drug and alcohol-related incidents in Janesville schools in 2017-2018, 38 in 2018-2019, and 43 in 2019-2020. For those involved with drugs and alcohol incidents in 2019-2020, 28 (65%) were economically disadvantaged, 25 were male, 27 were White, 6 were Black,

6 were Hispanic, and 4 were mixed-race. Of the students, 6 were in 12th grade, 14 in 11th grade, 8 in 10th grade, 7 in 9th grade, 5 in 8th grade, and 3 in 7th grade.

### Law Enforcement Data

In 2020, 2,651 arrests were made for violent, property, society, drug, and other crimes. Compared to other places in Rock County, Janesville has the highest rate of annual drug arrests. Janesville PD had an average of 298 arrests per year between 2016 and 2020, with a noticeable drop from 324 in 2019 to 215 in 2020 (Figure 38), mainly due to a decrease in marijuana possession arrests (Table 24).

Figure 38: Total drug arrests, Janesville PD (2016-2020)

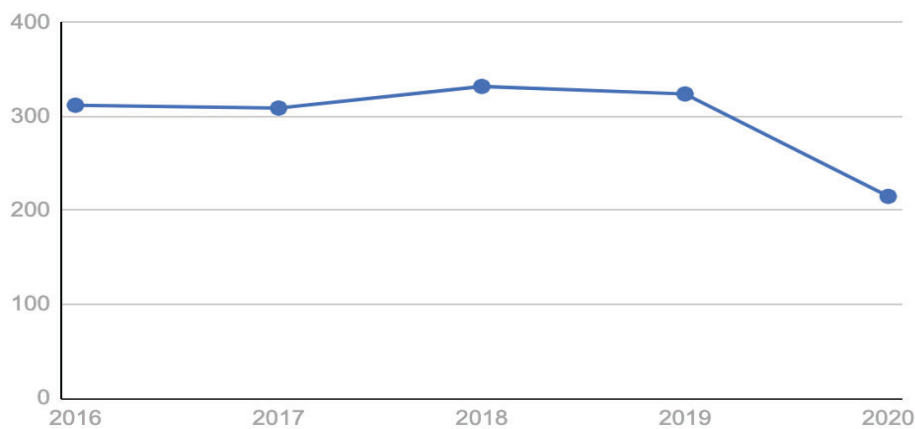


Table 24: Janesville PD Arrest counts by year and by drug charge

	Drug Sale - Opium/Cocaine	Drug Sale - Marijuana	Drug Sale - Synthetic	Drug Sale - Other Dangerous	Drug Possession - Opium/Cocaine	Drug Possession - Marijuana	Drug Possession - Synthetic	Drug Possession - Other Dangerous	Drug - Unknown	Total
2016	47	16	8	7	16	145	57	16	0	312
2017	30	35	3	6	32	141	40	22	0	309
2018	9	24	3	9	27	177	14	62	7	332
2019	14	6	1	13	23	151	4	111	1	324
2020	6	6	2	16	20	82	5	76	2	215

From 2018 to 2020, there were 101 OWI citations for a controlled substance and 115 citations for drivers with intoxicants in the vehicle (Table 25). In 28 cases, the OWI was involved with causing injury.

*Table 25: Traffic citations, Janesville (2018-2020)*

<b>Violation Description</b>	2018	2019	2020	Total
Intoxicants in Vehicle-Juvenile	3	0	0	3
Intoxicants in Vehicle-Operator	31	49	35	115
Intoxicants in Vehicle-Passenger	17	17	14	48
OWI- Causing Injury	12	10	6	28
OWI-Controlled Substance	24	28	49	101
Underage Alcohol Operation	1	1	1	3

## Resources and Strengths

Janesville Mobilizing for Change (JM4C) is a well-established local Coalition working on preventing youth substance use and promoting youth mental wellness. The Coalition is made up of local leaders from different sectors who meet monthly and work together on various initiatives to educate the community, advocate for better policies, distribute supplies such as medication lockboxes, and promote healthy behaviors.

At schools, Second Step is offered at elementary and middle schools, and there is an equivalent high school program. Middle and high schools have officers who assist with drug incidents and there is an online course called “Prime for life” for students caught vaping or using other substances. Human Services has someone who works with minors to keep them out of the justice system. Students who get caught using drugs may be referred to her.

The Police Department works on awareness and harm reduction. There is a drug drop-off location at the police department and in three other places in the County. Needle take-backs are also offered and there is a needle exchange program. These efforts have seen a large turnout. Officers carry Narcan and there is a program called Death, Recovery, or Prison for those suffering from SUD and involved with law enforcement.

Rock County resources located in Janesville include the County Behavioral Health Committee, a County substance misuse task force, a County peer support program, Crisis Assistance, and Drug Court. A local professional talked about bringing clients in recovery to talk with kids and bringing peer support specialists and recovery coaches to the hospital. Reportedly, “a lot of outpatient options” exist and Mercy Hospital offers intensive outpatient and day treatment.

Janesville has AA, NA, Smart Recovery, Celebrate Recovery, NAMI, and Al-Anon groups. The active AA groups are among the best in the country, according to a local professional. Clean Slate is also coming to the area and providing MAT.

There are reportedly a few peer support coaches who are part of the LGBTQ+ community. It is uncommon for racial/ethnic minorities to be part of these groups, perhaps because opioids are “mostly a White person’s drug” and Janesville is predominantly White, interviewees reason. They assure us, however, that anyone can partake, and nobody will be turned away.

## Challenges

Though Janesville has numerous substance use-related resources and services, there is no inpatient SUD treatment in the County. Adults and adolescents in need of mental health or AODA hospitalization are sent to other cities but may not receive a bed due to long waitlists. As a result, their condition worsens. Moreover, during COVID, there was a disruption of services, which hindered access to care and set back some people dealing with SUD.

In the schools, there is reportedly a lack of AODA education and consequences in the schools. AODA education is limited and there are little consequences if a student is coded (Athletic code) for substance use. The schools are working with JM4C to implement more programs for students who are caught using substances, but there are currently no prevention programs. The AODA Coordinator position and Recovery Charter school were discontinued in 2012, and the schools no longer apply for the state AODA grant to implement new or sustain the programs they had. School staff also mentioned that some parents do not see alcohol and marijuana use among youth as a problem, which can create an issue when schools and police officers try to enforce their alcohol and drug policies.

Furthermore, an interviewee commented that some landlords do not rent to someone who has an addiction on their record. It's publicly accessible information and that makes it harder for people in recovery to find housing. A few years ago, there was talk about setting up a one-stop-shop facility with education through treatment, but this did not materialize. The city also talked about getting a halfway house in the area but there was a big uproar against it because people did not want such a facility close to them ("not in my back yard").

Those currently receiving MAT go back home where there may be triggers and people that make it harder for them to stay clean. There are some places where people can stay for 6-8 months but recovery typically takes longer than that. There seem to be more places for men than women. Women are taken advantage of and suffer from sexual assault and abuse or exchange food and shelter for sex, but it goes unreported because they have nowhere else to go. If they get pregnant, the child is also affected by SUD and born into a bad situation.

## Mental Health

Mental health issues, especially anxiety, are an issue among Janesville students. 2019 YRBS results show over half of middle and high school students struggled with anxiety in the past 12 months, with rates being as high as 76% among middle school girls (Table 26). In addition, over 1 in 3 middle and high school students self-reported depression (prolonged, disruptive sadness) in the past year.

*Table 26: Self-reported anxiety and depression among Janesville middle and high school students (YRBS 2019)*

	Overall MS	Female MS	Male MS	Overall HS	Female HS	Male HS
Anxiety	62%	76%	49%	52%	66%	40%
Depression	36%	52%	23%	35%	43%	27%

Racial/ethnic minority students expressed slightly a lower sense of belonging and higher rates of bullying than non-Hispanic White students, though they were equally likely or less likely to rate their mental health as poor (Table 27).

*Table 27: Belonging, bullying and mental health by race/ethnicity (YRBS 2019)*

	Middle School			High School		
	Hispanic	Other Non-Hispanic	White Non-Hispanic	Hispanic	Other Non-Hispanic	White Non-Hispanic
Sense of Belonging	62%	48%	66%	55%	56%	65%
Bullied at School and/or Online	23%	33%	36%	23%	27%	25%
Poor Mental Health	64%	74%	65%	65%	61%	58%

High school students identifying as LGBTQ+ reported less of a sense of belonging, more bullying, and more mental health concerns than their straight, cis-gendered peers (Table 28).

*Table 16: Belonging, bullying and mental health among LGBTQ+ students (YRBS 2019)*

	LGBTQ+	Straight-Cisgender
Sense of Belonging	45%	67%
Bullied at School and/or Online	41%	22%
Any Mental Health Concerns	89%	54%

COVID may have influenced these data because it impacted people’s mental health. Domestic issues also went up, participants claimed.

According to data collected from 525 Janesville adults via a JM4C community survey in January and February 2019 (i.e., right before the pandemic), substance use is a problem among youth under 18 (Table 29).

*Table 29: Community Survey Results (N=525)*

	Not at All	A little	Quite a Bit	A Lot
Alcohol use (beer, wine, liquor)	2.1%	21.2%	50.1%	26.7%
Tobacco use	2.8%	25.8%	44.6%	26.9%
Marijuana use	4.4%	24.0%	42.3%	29.3%
Prescription drug misuse	3.2%	23.6%	42.3%	31.0%
Heroin use	6.0%	29.3%	33.9%	30.9%
E-cigarettes/vaping devices (for example, JUUL)	2.5%	9.2%	34.5%	53.8%

School staff shared it is hard to detect mental health issues among children who show outward signs. Those who are silently suffering are often overlooked. The same could be argued for adults.

Stigma is a major issue, which is being recognized more and addressed by organizations such as the Mental Health Alliance. More mental health and SID resources are becoming available. People are talking about it more now that ‘middle-class White kids’ are being affected. It was not dealt with when it was affecting low-income and African American communities. People’s eyes are being opened that mental illness can impact anyone.

A state mental health grant funding Hope Counseling and Mercy mental health professionals in schools. Some pro bono work is offered but most payment goes through health insurance. There is also a family outreach component of the grant and trainings for principals to better support their staff. One participant stated that “Drugs are cheaper than therapy,” highlighting financial barriers to accessing mental health services.

The police department has a part-time crisis worker to help with mental health crises. The county has expanded its youth services (PCS and Children Support Services). There is also a mentoring program spearheaded by a local leader offering one-on-one time with kids who need extra support.

## Recommendations

Janesville has a range of organizations and efforts addressing substance use and related issues. We should focus and highlight what is going well, and promote and grow that, a local leader voiced. This includes continuing the schools’ relationship with Mercy clinicians and JPD, fostering cross-sector partnerships, and using a wrap-around, comprehensive approach. Such collaborations should bring everyone to the table - including African American, Latino/a/x, and LGBTQ+ residents - to make decisions on serving the community.

Interview and listening session participants offered a variety of suggestions for improvement, such as advertising existing resources, so residents are more aware of the services available. Schools should re-introduce a comprehensive AODA curriculum (apparently, this used to be the case but was removed). Schools are challenged to find ways to engage parents, including those who speak Spanish and who have not been as engaged in the past. Working with parent advocates and combining substance use and mental health education with other school events or meetings may be effective.

Residents would like to see more recovery programs within a “reasonable” travel distance and reduced wait times for behavioral health and SUD treatment. They also mentioned adding halfway houses that offer housing and treatment and recovery support together and in general addressing the housing shortage and homelessness.

Other ideas involved tackling the mental health and SUD stigma by changing our language and identifying the symptoms rather than the behaviors.

Making it more difficult to access substances can also reduce use, especially among those who do it out of boredom or recreationally.

Lastly, people working with youth expressed concerns about bullying. Bullying has always been a problem, they argued, but with social media, it has gotten worse because bullies can reach you 24/7 via a myriad of platforms and easily distribute negative information about others. This



can create an overwhelming amount of stress and damage. Teaching children responsible use of social media and how to critically engage with media and portrayal of substance use (among other things) would be beneficial.

## Results: Milton

This section presents findings that are specific to Milton. The information came from people we spoke with who live and/or work in Milton and existing data specific to this area.

### Context

#### Demographics

Milton is in the northern part of Rock Country, bordering Janesville. An estimated 5,573 residents call Milton home. The population is predominately White and middle class, and the unemployment rate is low. Of these residents, only 0.6% identify as Black or African American, 1.6% as Latinx/Hispanic (of whom 72.7% identify as Mexican), and 1.4% are foreign-born. As a percentage of all households in Milton, 6.8% are headed by single mothers with kids under 18 years and 22.4% of residents hold a Bachelor's degree or higher.

According to 2019 US Census data, the average annual household income in Milton was \$77,169, and the per capita average annual income was \$30,936 (\$31,522 for non-Hispanic White and \$11,766 for Hispanic residents – no data were available for African American residents). Of the total population, 4.6% live below the poverty line and for those under 18, it was 4.3%. Among civilians over 16, 1.9% are unemployed and 3.1% of residents live without health insurance.

Milton is a rural, close-knit city with a “rural America” mentality, according to residents. Many residents are older and have more conservative social and political views, which may clash with the ideas of younger residents. Several residents shared they like the ability to bike or walk around the village without the worry of heavy or dangerous traffic. Generally, it is a safe place to live, though the Milton Police Department has received more calls recently regarding shootings. The people of Milton organize positive things for local youth to keep them off the streets, such as hosting library book fairs via a community library initiative to keep them off the streets and building close relationships with their neighbors. The community provides good support and cooperation to local law enforcement.

#### Diversity, Equity, and Inclusion

Regarding LGBTQ+ inclusion, there are sections of the Milton community who readily accept LGBTQ+ (e.g., the school GSA, people using requested pronouns) and those who openly oppose members of that community (e.g., people debating against LGBTQ+ rights). Thus, when asked about discrimination in the city, most shared it is largely “anti-LGBTQ+.” Several LGBTQ+ students shared being harassed by a group of student-athletes. Despite their parents reporting this mistreatment to the school, little has been done from their perspective. A school staff member claimed the issue was addressed but this was not openly shared among the person involved. LGBTQ+ students would like to see more support or preventive actions from the school system. Yet, some shared that the school district at large is supportive of LGBTQ+ rights, while a group of parents and the larger community of Milton are less progressive and understanding.

Milton's high school is largely said to be a supportive environment, where most students are middle class and a few lower-middle class. With over 1,000 students, the high school is quite large for a town of its size because some students from neighboring towns (e.g., Whitewater, Janesville, and Orfordville) also attend. The Milton School District had an overall score of 78.7

out of 100 for the 2019-2020 school year. There were 3,487 students enrolled, of which 89.5% were non-Hispanic White, 4.4% Latino/a/x, and 0.8% African American or Black. Little was said about the treatment of racial and ethnic minorities and very few minorities reside in the town, but a resident with personal experience shared minority students have been subjected to name-calling. The school reportedly has plans to address discrimination affecting racial/ethnic minority and LGBTQ+ students.

## Substance Use

### Trends

According to 2019 YRBS results, 23% of high school students consumed alcohol in the past 30 days (Table 30). 16% of high schoolers vaped in the past 30 days, whilst less than half of that (7%) had used any other tobacco products. Almost 2 in 5 students had ever tried vaping (1 in 4 9<sup>th</sup> graders and half of the 12<sup>th</sup> graders) and 45% of vapers or other tobacco users tried to quit in the past year. 13% of high schoolers in Milton used marijuana in the past month and 10% had taken over-the-counter prescription drugs. For the most part, substance use rates were much higher for 12<sup>th</sup> graders than for 9<sup>th</sup> graders.

*Table 30: Substance use rates for Milton high school students in the past 30 days (YRBS 2019)*

	Overall HS	9 <sup>th</sup> grade	12 <sup>th</sup> grade
Alcohol	23%	14%	34%
Binge drinking	11%	2%	17%
Vaping	16%	8%	25%
Other tobacco products	7%	4%	9%
Marijuana	13%	7%	18%
OTC or prescription drugs	10%	9%	9%

In the same survey, 4% of respondents admitted driving after drinking in the past 30 days, 13% said they were offered, sold, or given drugs on school property in the past 12 months, and 7% of confessed to attending school under the influence of alcohol or drugs in the past 12 months.

According to the adults and youth we spoke with, drinking at every social or community event is standard, and vaping is common in the high school. Participants worried about vape companies targeting young people and a lack of government (policy) intervention because they reap tax benefits. There are concerns that nicotine and marijuana affect youth brain development and their mental health. According to one school staff, over 50% of the mental health issues they are seeing are related to substance use.

Marijuana and nicotine, in various forms, are easily accessible from older youth, online via Snapchat, or from Janesville (edibles, Delta 8). Last year, an 18-year-old was arrested for selling edible gummies to middle schoolers. In one semester, there were 26 tickets for vaping in school alone (mostly in the bathrooms). This has declined a bit since then because youth are not openly using as much. There was reportedly some acid use 2-3 years ago that youth were ordering on the dark web, and it led to some overdoses. Also, some kids sell their Adderall.

Underlying causes of youth substance use include wanting to fit in with friends, boredom, or seeing their family members use. Most commonly, participants said youth use ATOD as a coping strategy from anxiety and other issues they are dealing with. Some of this is related to the pandemic. For others, it is related to trauma, questioning their gender and sexuality, and/or not feeling understood.

### School Data

There were 11 drug and alcohol-related incidents in Milton schools in 2017-2018, 17 in 2018-2019, and 17 in 2019-2020. For those involved with drugs and alcohol incidents in 2019-2020, 5 were economically disadvantaged, 11 were male, 14 were White, and 1 was Hispanic. Of the students, 1 was in 12th grade, 1 in 11th grade, 4 in 10th grade, 3 in 9th grade, and 8 in 8th grade.

### Law Enforcement Data

Milton had an average of 4 arrests per year between 2016 and 2020 (Figure 39). Most of the arrests from 2016 to 2020 were related to marijuana possession (Table 31).

Figure 39: Total drug arrest, Milton PD (2016-2020)

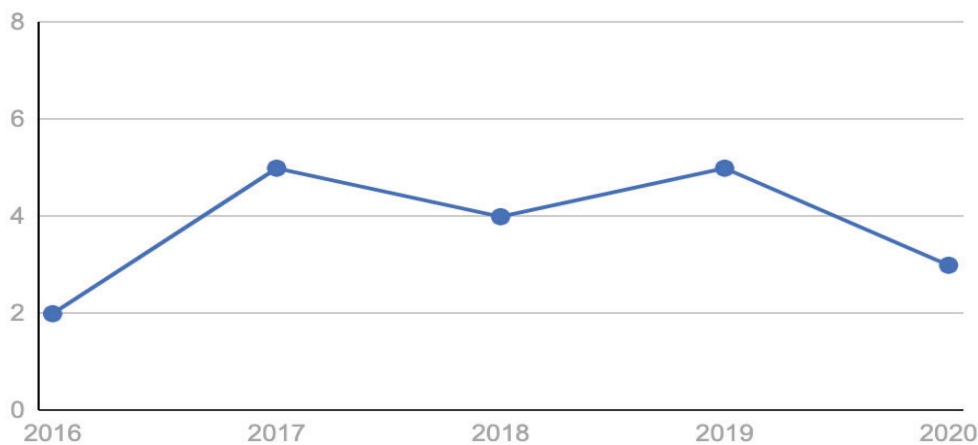


Table 31: Milton PD Arrest counts by year and by drug charge

	Drug Sale - Opium/Cocaine	Drug Sale - Marijuana	Drug Sale - Synthetic	Drug Sale - Other Dangerous	Drug Possession - Opium/Cocaine	Drug Possession - Marijuana	Drug Possession - Synthetic	Drug Possession - Other Dangerous	Drug - Unknown	Total
2016	0	0	0	0	0	1	0	1	0	2
2017	0	1	0	0	0	1	2	1	0	5
2018	0	0	0	0	0	0	0	4	0	4
2019	0	0	0	0	0	5	0	0	0	5
2020	0	1	0	0	0	2	0	0	0	3

## Resources and Strengths

The Milton Youth Coalition works on preventing youth substance use and they received a DFC grant in the Fall of 2021. Part of the DFC work plan involves starting a youth chapter of Y2Y at Milton middle school. At parent-teacher conferences, Hidden in Plain Sight is offered and there is education for parents. Last year, the school also offered a series of videos on substance use and other relevant topics like sexting. Students mentioned learning about substance use side effects and how many people die every year in Health class. They also recalled watching old 1990s DARE videos and being shown a real human black lung. Milton is the only place in the county with an Alateen group. The group meets at the high school. Moreover, there is a mental health club at the high school called Raise Your Voice. Participants also mentioned the Milton Area Youth Center as a community asset.

## Challenges

Challenges are similar as in other parts of the County, especially for the smaller municipalities. It is unclear what the needs are of racial/ethnic minorities since they make up a small percent of Milton residents are often remain unheard.

## Mental Health

As in other communities, participants spoke about mental health challenges that youth face and how anxiety is becoming increasingly common. 2019 YRBS results show half of the high school students struggled with anxiety in the past 12 months, with rates being as high as 62% for girls (Table 32). In addition, over 1 in 4 high school students self-reported depression (prolonged, disruptive sadness) in the past year. Rates were twice as high for girls as for boys. Around 1 in 6 self-harmed in the past year and 15% considered suicide.

*Table 32: Self-reported anxiety and depression among Milton high school students (YRBS 2019)*

	Overall HS	Female HS	Male HS
Anxiety	50%	62%	38%
Depression	27%	35%	18%
Self-harm	16%	20%	12%
Considered suicide	15%	18%	12%

Racial/ethnic minority students expressed around the same sense of belonging and rates of bullying as non-Hispanic White students (Table 33). Hispanic students were slightly more likely to have a teacher or other adults at school to talk to but also reported higher rates of poor mental health.

Table 33: Belonging, bullying and mental health by race/ethnicity (YRBS 2019)

	High School		
	Hispanic	Other Non-Hispanic	White Non-Hispanic
Sense of Belonging	65%	63%	66%
Bullied at School and/or Online	28%	30%	27%
Having a Teacher to Talk to	76%	72%	73%
Poor Mental Health	63%	60%	54%

High school students identifying as LGBTQ+ reported less of a sense of belonging, more bullying, and more mental health concerns than their straight, cis-gendered peers (Table 34). They were also less likely to have a teacher to talk to.

Table 34: Belonging, bullying and mental health among LGBTQ+ students (YRBS 2019)

	LGBTQ+	Straight-Cisgender
Sense of Belonging	35%	70%
Bullied at School and/or Online	43%	25%
Having a Teacher to Talk to	51%	76%
Any Mental Health Concerns	88%	51%

There are school resource officers and counselors, but resources are spread thin and there is a wait time of around three months for in- and out-patient behavioral health services. A youth participant shared she was hospitalized and had trouble finding a bed. Another student disclosed her younger brother was hospitalized an hour and a half away.

There is an active GSA, which students greatly appreciate, but bullying still occurs, listening sessions and YRBS data revealed. Trans youth would like others to respect their preferred pronouns and more gender-neutral bathrooms. Youth admitted it is hard to know who to trust when talking about their mental health. They worry someone will “snitch on them” to their parents and stressed that parents should not be called unless the student is a direct threat to themselves or someone else.

## Recommendations

Local leaders would like to see organizations work together as a team across sectors (law enforcement, healthcare, education) to tackle issues more effectively and successfully.

Some participants argued in favor of stricter drug court policies, drug laws, and regulations against smoke shops. One resident believed people with SUD should be kept out of jail unless they committed a serious violent crime. She argued that there should be longer treatment programs because a few months is not sufficient and that there should be more support for

people to gain the tools, skills, and support they need to transition back into society. She also advocated for getting at the root of people's addiction, which may be deep pain and trauma.

Continuous student and parental education are recommended. Students said health classes could be enhanced by providing more information about mental health and substance use, and offering education at various grade levels, not only freshman year. They want to hear more than "drugs are bad." Parents are encouraged to set a good example and model healthy behaviors. Students would also like to see mental health being more openly discussed and addressed in a proactive way to break the taboo.

## Results: Orfordville

This section presents findings that are specific to Orfordville. The information came from people we spoke with who live and/or work in Orfordville and existing data specific to this area.

### Context

#### Demographics

Orfordville is located in western Rock County, 15 minutes south of Evansville. As the smallest village in Rock County, Orfordville is home to 1,286 residents. Of these residents, 1.2% identify as Black or African American, 5.8% as Latinx/Hispanic (with 100.0% of them being Mexican), and 2.0% are foreign-born. As a total percentage of households, 6.7% are headed by single mothers raising children under the age of 18, and 18.7% of Orfordville residents hold a Bachelor's degree or higher.

According to the 2019 US Census, the average annual household income is \$65,855 and the per capita average annual income is \$30,097 (\$29,668 for non-Hispanic White and \$22,861 for Hispanic residents – there was no data available for Black residents due to the low numbers). Of the total Orfordville population, 8.3% live below the national poverty line. Of those who are under 18, 13.1% live below the poverty line. Of civilians over 16 years old, 4.1% are unemployed and 4.7% of residents do not have health insurance.

Orfordville schools had an overall score of 79.3 out of 100 for the 2019-2020 school year. There were 803 students enrolled, of which 89.5% were non-Hispanic White, 5.1% Latino/a/x, and 1.0% African American or Black. An interviewee shared that around half of students come from lower socioeconomic households and, with a shrinking middle class, there is a growing divide between the haves and the have-nots. New students find a group relatively quickly in Orfordville schools, and the schools help families who cannot make their basic needs.

Orfordville is described as a quiet, small, rural, bedroom community in between larger towns and major highways. People know each other and are invested in the village. Most residents have lived and worked in the area for a long time, but there are several rental properties with more transient residents. The older residents are worried about what the younger people are doing, according to an interviewee.

#### Diversity, Equity, and Inclusion

On the topic of diversity, a resident shared that the community is not very inclusive. They shared many in the community hold homophobic views and do not know what LGBTQ+ stands for. According to this resident, one family won't let their son come to their house because their son married a man. This contrasts with the school, which is "very inclusive" when it comes to LGBTQ+ students. This creates tension because some residents feel that the school is too inclusive and goes overboard in an attempt to overcompensate for the surrounding environment. A resident felt that LGBTQ+ students are put out there and should be treated like everyone else without there being any actively inclusive or actively exclusive efforts. That said, no parents have spoken against the GSA and there are only a few Asian American, African American, Hispanic, and mixed-race students but there have not been any issues, a school employee stated.



## Substance Use

### Trends

Substance use trends were similar to other parts of the county, especially the smaller towns. There is a lot of alcohol and marijuana use. In terms of harder drugs, meth, heroin, and crack cocaine are present and these seem to be traced back to a few houses. COVID kept people home more but there was still traffic going to and from these specific drug houses. There are occasionally 911 calls for heroin overdoses but it is not rampant, according to an interviewee. Because people were home more during the pandemic, overdoses shifted from bars and gas station bathrooms to private residences. Narcan is used in the case of an overdose, but it is difficult to get additional information on the scene because “nobody wants to be the snitch.”

Vaping is on the rise among youth because it is readily available, e.g., from 18-year-olds who buy it and sell it to younger students. While vaping is not as serious as other substances, it is taking up school and police resources and may be a “gateway drug” to other substances. Reportedly, a lot of vaping and THC products are found in the middle and high schools. That said, school data show no drug and alcohol-related incidents in Orfordville schools in 2017-2018, 2 in 2018-2019, and 2 in 2019-2020. The two students involved with drugs and alcohol incidents in 2019-2020 were economically disadvantaged, female, and White. One was in 11th grade and 1 was in 10th grade. There is anecdotally more substance use among lower-income students and among freshman to juniors as opposed to seniors. According to a school employee, 90% of the students they work with on vaping come from traumatic backgrounds.

There is a rubric for disciplinary actions when a student is caught. If it is the first offense, parents and police are notified and there is counseling. Athletes may have to miss games, though the punishments are less strict if the student self-reports. In an attempt to educate, rather than punish, offenders have to take a class through the local court and bring back the certificate to the judge. This class costs \$100, whereas the citation is \$124.

A total of 31 arrests were made in 2020 for violent, property, society, drug, and other crimes. No information was available on local drug arrests from 2016 to 2019. Two drug arrests were made in 2020, one of which was for marijuana possession and the other for an “other dangerous drug.”

### Resources and Strengths

Several educational opportunities on vaping and impaired driving have been offered at the schools for students and parents, e.g., by SSM Health, BASE, and Y2Y. Originally, most materials were focused on smoking cigarettes rather than vaping, so educators have had to adjust. They are also having to start this education in elementary schools since use is trending younger. The schools also have AODA counselors.

The police department talks to business owners about not selling to minors. Business owners are on board with this but the clerk in the store or gas station may not uphold these laws. Police, Fire, and EMS all hold Narcan, which they receive for free from the Beloit YMCA. However, Narcan has a shelf life and “we throw away as many as we use.”

In terms of treatment, participants mentioned residents can go to RC Human Services, the Rodgers Hospital in Milwaukee, and there are several options in Rockford. AA and NA hold monthly meetings, one that is local.

## Challenges

Challenges are similar as in other parts of the County, especially for the smaller municipalities. Not everyone has a car or gas money and there is no public transit. Some parents condone substance use, making it more difficult for schools and law enforcement to address underage ATOD use.

## Mental Health

Mental health trends in Orfordville reflect those in other parts of the County. The schools have a range of resources and services for students. Stateline Mental Health clinicians see students at school. They started with one clinician two years ago and their schedule filled up quickly, so they added another person. The school also has a social worker, psychologist, and counselor. Individual and group sessions are offered, and the school has an active GSA.

When asked where adults go for mental health care, Rock County Crisis and Mercy Behavioral Health were mentioned.

## Recommendations

Continuous conversations with and education for students and their parents are important in preventing substance use and addressing early use. Such initiatives should also cover mental health and help youth process the impacts COVID has had on them.

Collaborations across sectors (law enforcement, healthcare, education, etc.) are essential in addressing substance use.

A participant suggested having a ride service, bus, or van system to connect residents from small towns to the transit stop in Janesville to overcome transportation barriers.

Another person advocated for aligning state substance use and purchasing laws with the federal ones.

Lastly, residents wished for a facility that offered both mental and physical health services.

## Results in Relation to African American Residents

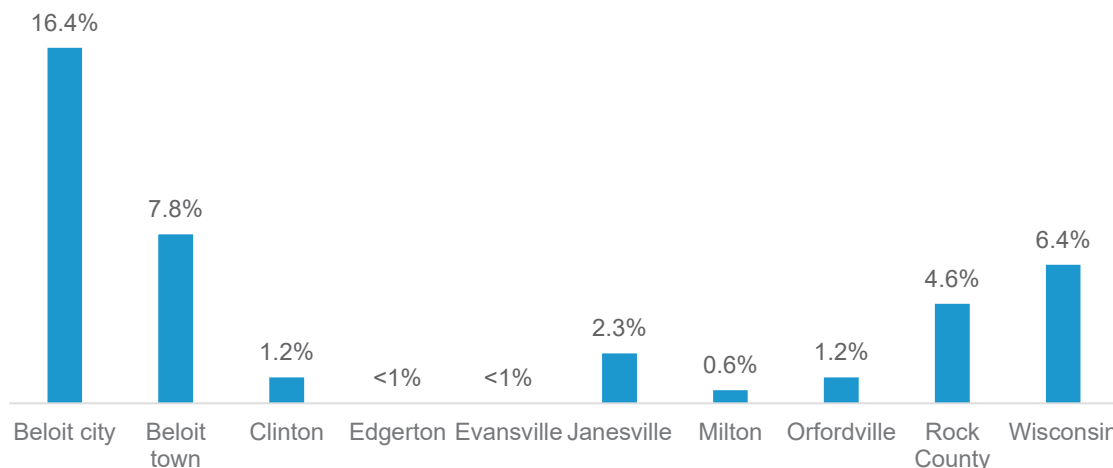
This section highlights findings as they relate to African American residents in Rock County.

Overall, **the number of Black residents varies significantly by municipality**, which shaped their experiences and social dynamics in relation to other racial/ethnic groups. **Black residents' County substance use service rates were higher than for other racial/ethnic groups.** Furthermore, **Black people faced higher rates of chronic alcohol inpatient visits at the county level and higher rates of alcohol-attributed deaths, opioid overdose ER visits, inpatient opioid overdose hospitalizations, and opioid deaths at the state level.** It is possible that African American residents in Rock County are more likely to use substances because of the many social, economic, and health inequities they face in comparison to White residents but there is no specific data showing higher use rates. It is likely that **Black residents disproportionately face negative consequences of substance use – including hospitalization, death, and incarceration – due to underlying health conditions, lower income levels, and discrimination** (historic and contemporary, implicit and explicit, and at the individual level and systemically). Only by addressing these root causes can inequities in substance use and addiction be resolved. **Hiring African American staff and leadership, and providing appropriate cultural humility training for non-Black staff** can help better serve and build trust with African American residents.

### Demographics

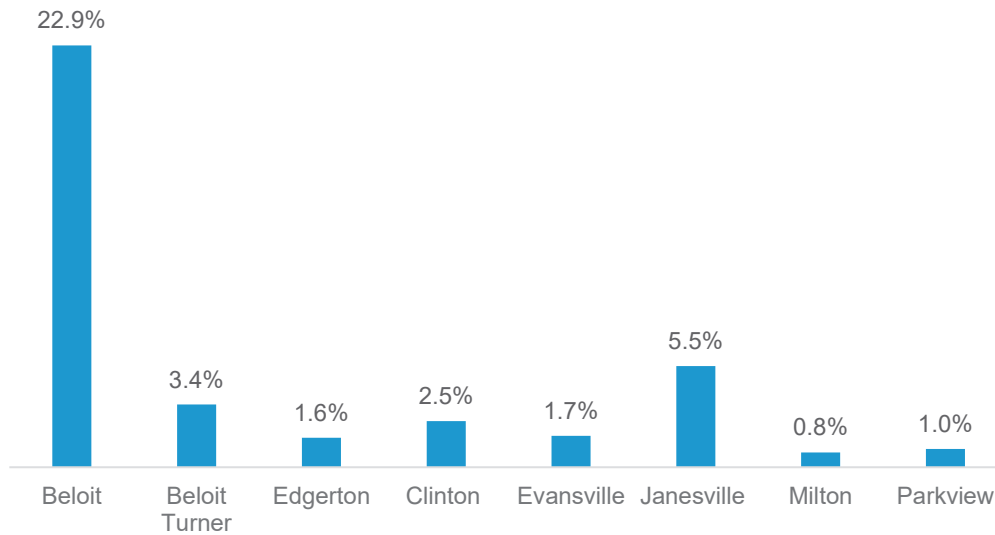
As of 2019, the county had a population of 163,354, of which 4.6% were African American which varied between 16.4% in Beloit to less than 1% in Edgerton and Evansville (according to the US Census) (Figure 40).

Figure 40: Percent Black or African American by Place (US Census 2019)



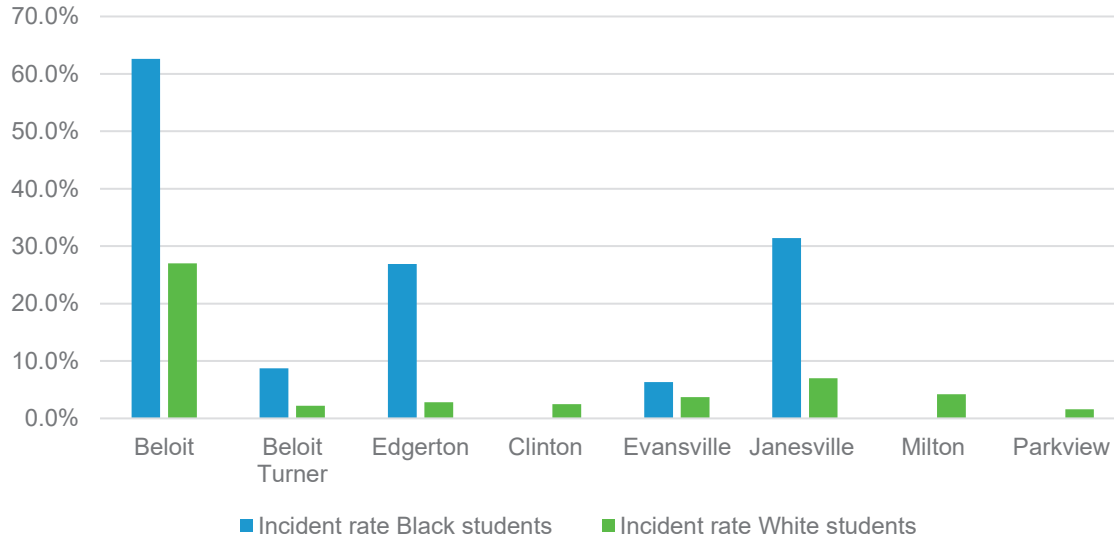
As anticipated, school enrollment trends generally reflect municipality rates (Figure 41). That said, school data show there are some Black students in Edgerton and Evansville schools, even though they were not counted in the Census data.

Figure 41: Percent Black/African American Students by School District (2018-2019 school year)



Across school districts, school incidence rates were higher for Black students than for White students, being as high as 63% for Black students in Beloit (Figure 42). An incident is defined as “an occurrence of a reportable disciplinary offense that resulted in a subsequent disciplinary removal.” For some districts, no data were available for Black students due to low numbers.

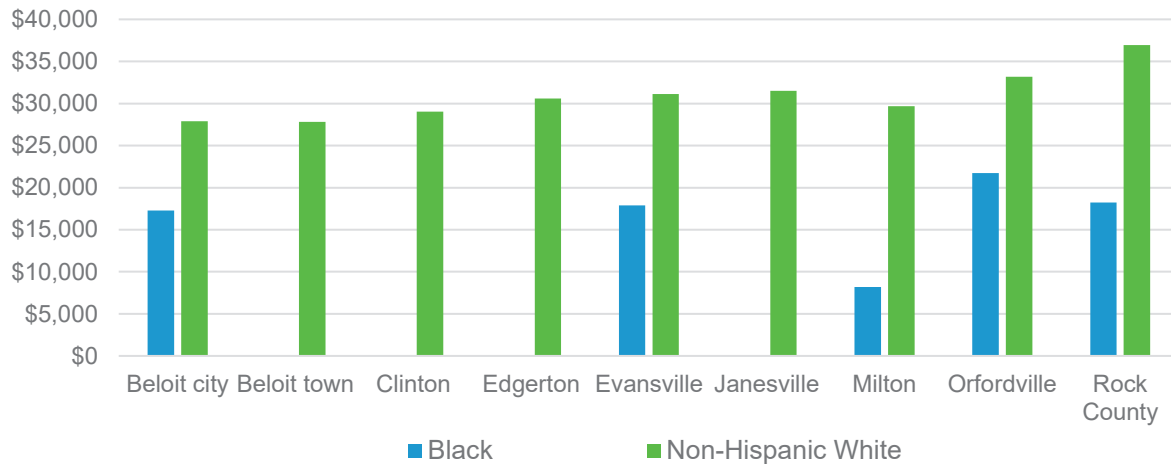
Figure 42: Incidence rates for Black vs. White students by school district, 2019-2020



**African American residents make significantly less money per person compared to their non-Hispanic White neighbors** (Figure 43). This can be attributed to historic and contemporary inequities and, at the same time, continues to drive disparities in wealth, educational attainment, health, access to resources, etc.

Figure 43: Per capita average annual income, Black vs. White residents, by place (US Census 2019)

Note: in several instances, there were no data available due to low numbers of Black residents



### Substance Use

There were no specific data available on substance use by race/ethnicity. Interviewees and listening session participants believed that there were no major differences, other than menthol cigarettes being more popular with African American residents.

Participants did, however, mention cultural differences in how substance use and mental health are perceived and dealt with. An interviewee described how in African American culture, there is the mentality of not telling other people your business and the “hundreds of years of stigma” that if you seek mental health treatment you are “crazy.” This, coupled with a distrust of healthcare systems, and an underrepresentation of Black providers, restricts Black residents from getting the help they need.

### Alcohol and Opioid Hospitalizations and Deaths

According to WI DHS, there were an average of 4.5 alcohol-attributable deaths (between 2 and 8) per year among Rock County Black residents between 2014 and 2021. At the County level, Black residents had chronic alcohol inpatient visit rates of 681.8 per 100,000 vs. 603.9 per 100,000 for White residents (Table 35). At the state level, Black residents have higher alcohol-attributed death rates (67.6 per 100,000) compared to White residents (53.5 per 100,000), even though they are less likely to engage in binge drinking than Hispanic and White Wisconsinites (WI DHS; no data were available at the county level).

Table 17: Alcohol and opioid hospitalization and death rates, 2020

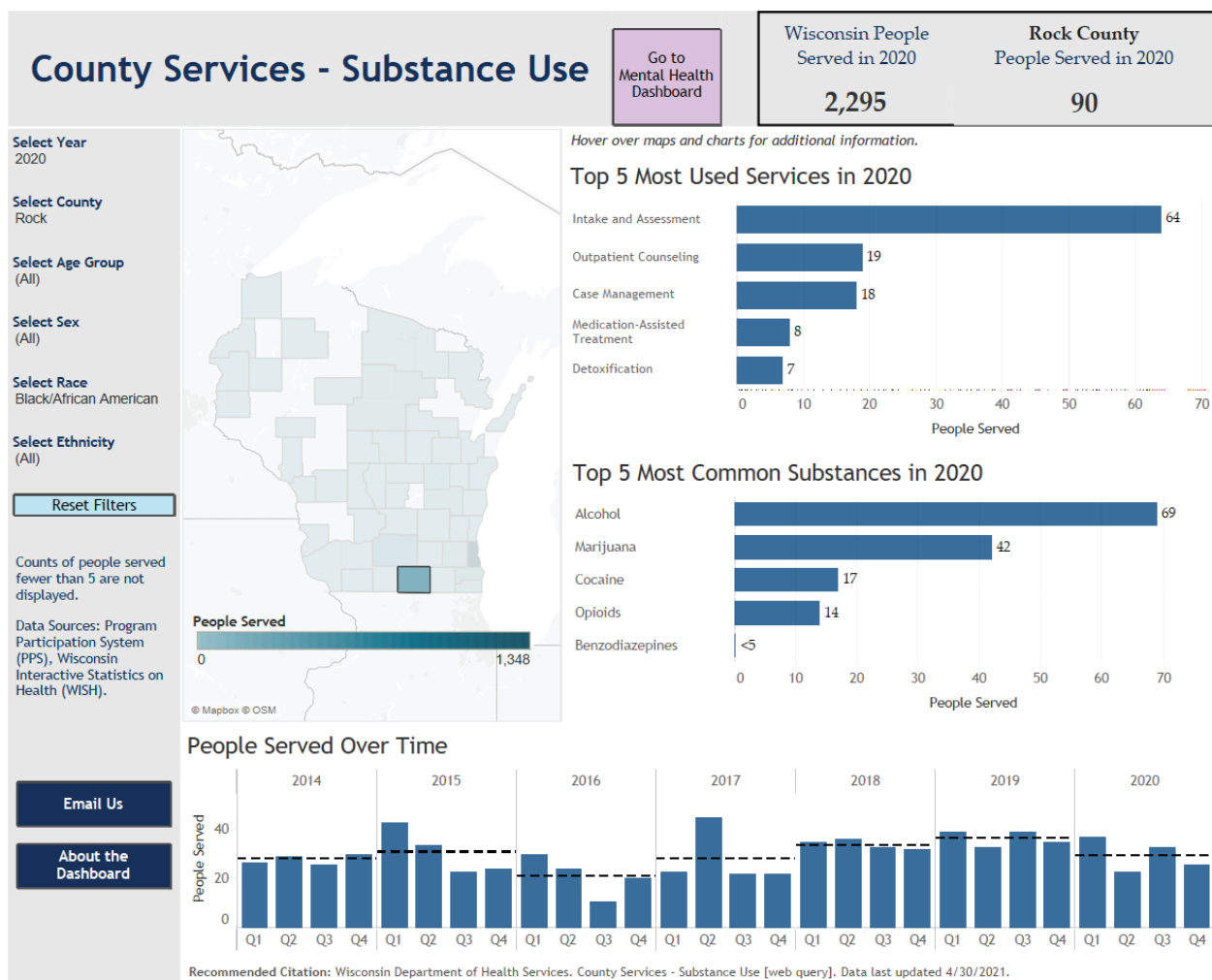
Rates (per 100,000 residents)	Black residents	White residents
Rock County chronic alcohol inpatient visit rate	681.8	603.9
WI alcohol-attributed death rate	67.6	53.5
WI opioid overdose ER visit rate	101.7	46.0
WI inpatient opioid overdose hospitalization rate	38.3	18.1
WI opioid death rate	40.6	19.8

In terms of opioid overdose hospitalization and death rates, there were no data available for Black residents at the county level. At the state level, the rate of all opioid overdose ER visits was 101.7 per 100,000 for Black residents and 46.0 per 100,000 for White residents (WI DHS 2020) (Table 35). The rate of inpatient opioid overdose hospitalizations was higher for Black residents (38.3) than for non-Hispanic White residents (18.1). African Americans in Wisconsin also had higher opioid death rates (40.6) compared to their White neighbors (19.8).

### Service Utilization

As shown in Figure 44, **Rock County substance use programs served 90 Black residents in 2020, mostly for intake and assessment and for alcohol**, which were also the highest categories among non-Black residents. Among the 862 residents receiving county services for substance use in 2020, 10.4% (90) were African American. This means the service utilization rate for this demographic was higher than for others because African Americans make up 4.6% of the Rock County population.

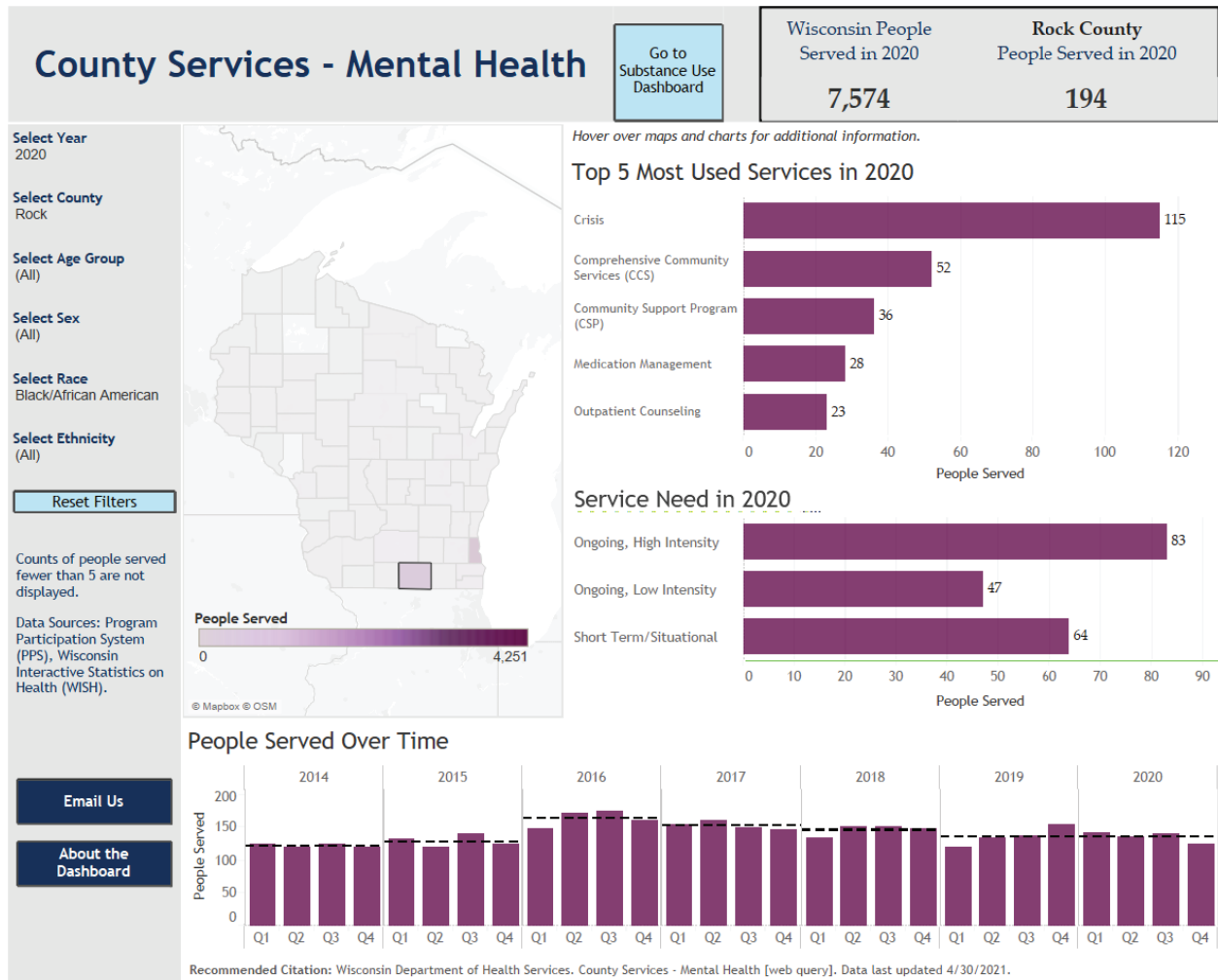
Figure 44: County substance use services, Rock County Black residents served (WI DHS)



When it comes to County mental health services, **Rock County served 194 Black residents in 2020, most commonly for crisis services and with an ongoing, high-intensity need** (Figure 45). White residents also received mostly crisis services but their second and third most used

services in 2020 were medication management and outpatient counseling. White residents were also more likely to receive ongoing, low-intensity services than Black residents.

Figure 45: County mental health service use, Black Rock County residents (WI DHS)



## Social Dynamics and Experiences

In terms of racial inclusion, **some organizations, schools, or subsections of the community were described as inclusive whereas others were vocally discriminatory or passively silent.** Beloit has by far the highest percentage of African American residents and there is power in numbers in terms of creating a sense of community, but that has not translated into better socioeconomic conditions. When speaking with local professionals, it seems there are many residents and service providers who want Rock County to be inclusive to everyone but not all individuals, organizations and systems are currently prepared to do this successfully. In most of Rock County, the number of Black residents is low, they are often overlooked.

According to YRBS data, **Black/African American students felt the lowest sense of belonging and were the least likely to have a teacher to talk to compared to peers of other races and ethnicities but reported experiencing less bullying than American Indian, White, and mixed students.**

## Results in Relation to Latino/a/x Residents

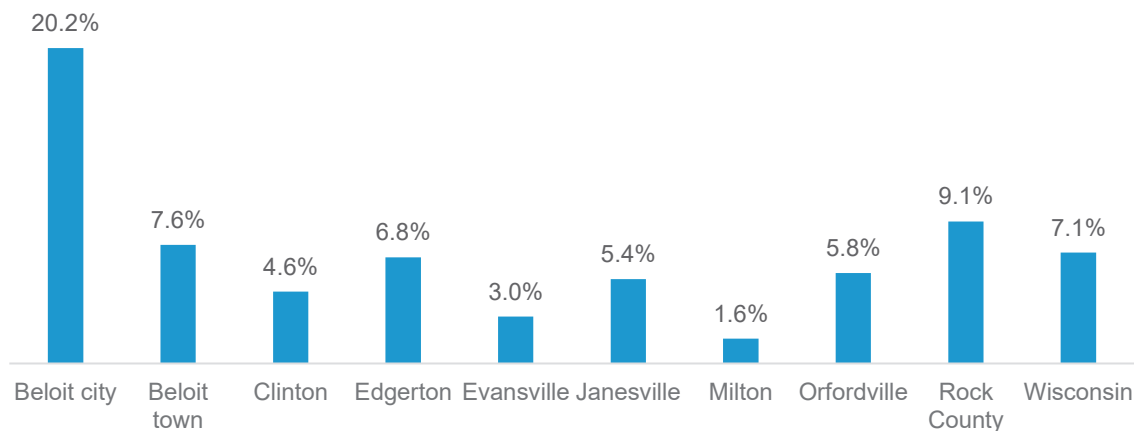
This section highlights findings as they relate to Hispanic or Latino/a/x residents in Rock County.

Overall, the number of Latino/a/x residents varied significantly by municipality, which shaped their experiences and social dynamics in relation to other racial/ethnic groups. There were no data specifying substance use rates of Hispanic residents compared to other Rock County residents, though it appears **alcohol consumption is on par with that of non-Hispanic White residents, the use of other substances may be lower. Hispanic residents' County substance use service rates were lower than anticipated** based on their population size. Furthermore, **Hispanic people faced lower rates of chronic alcohol inpatient visits at the county level and lower rates of alcohol-attributed deaths, opioid overdose ER visits, inpatient opioid overdose hospitalizations, and opioid deaths at the state level.** It is possible that this is partially because they are a relatively young community with more children under 18 relative to other racial/ethnic groups. It may also be because many adults were born outside the US and have healthier habits (this is referred to as the “immigrant health advantage” and it declines over time/generations). This would protect Hispanic residents from higher health inequities which would be anticipated based on disadvantaged socioeconomic status. That said, it is also possible that service utilization rates underrepresent substance use issues in the Latino community in Rock County because **people are not using services due to distrust and other barriers such as transportation and lack of health insurance.** Addressing these barriers will give Latinos more access to the services they need. This includes **hiring more Latino and Spanish-speaking staff** because there are currently very few in Rock County.

### Demographics

As of 2019, Rock County had a population of 163,354, of which 9.1% were Hispanic, which varied between 20.2% in Beloit to 1.6% in Milton (US Census) (Figure 46). Hispanic residents' origins also varied by municipality. In Beloit and Edgerton, for instance, around 87% of Latinos are originally from Mexico, whereas in Evansville, only 11.3% of Latinos were from Mexico. Others were from Puerto Rico (48.8%) and Cuba (11.9%). This matters because people from different countries have different cultures and immigration backgrounds.

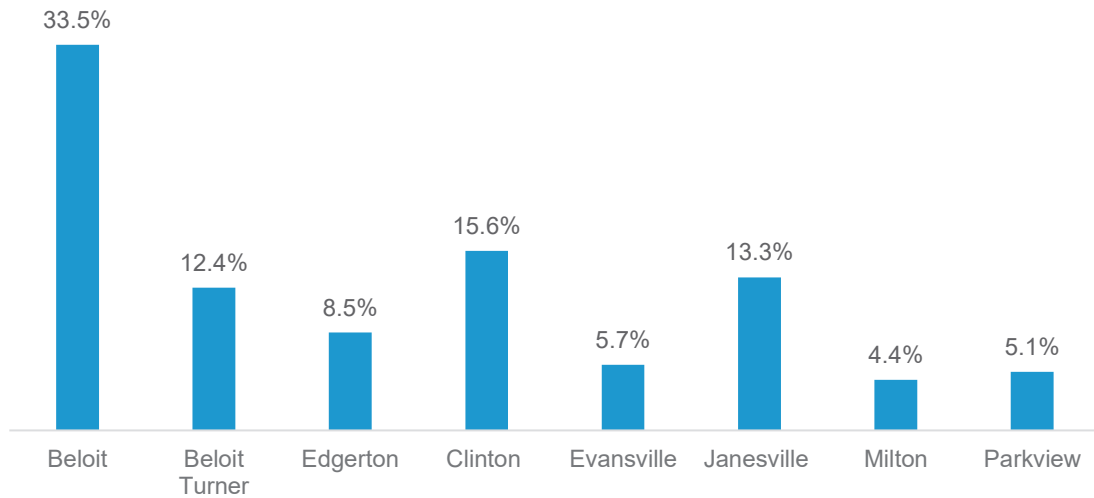
Figure 46: Percent Hispanic/Latino by Place (US Census 2019)





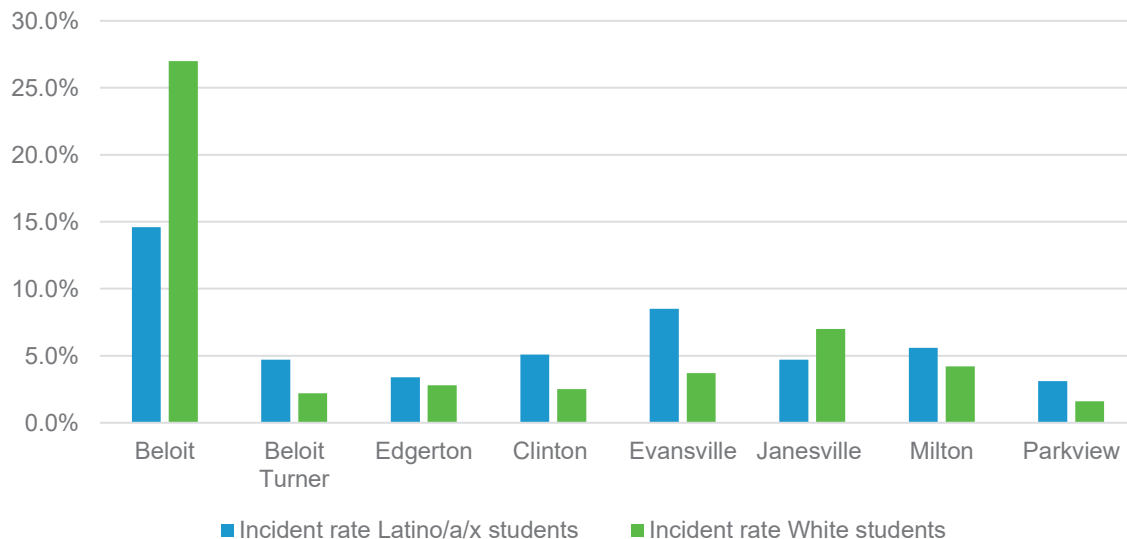
As anticipated, school enrollment trends reflect municipality rates when it comes to Hispanic students (Figure 47). Hispanic Beloit students were much more likely to attend Beloit than Beloit Turner schools. Hispanic student rates were higher than overall Hispanic resident rates because there are a higher portion of youth among the Hispanic residents compared to other ethnicities.

Figure 47: Percent Latino/a/x Students by School District (2018-2019 school year)



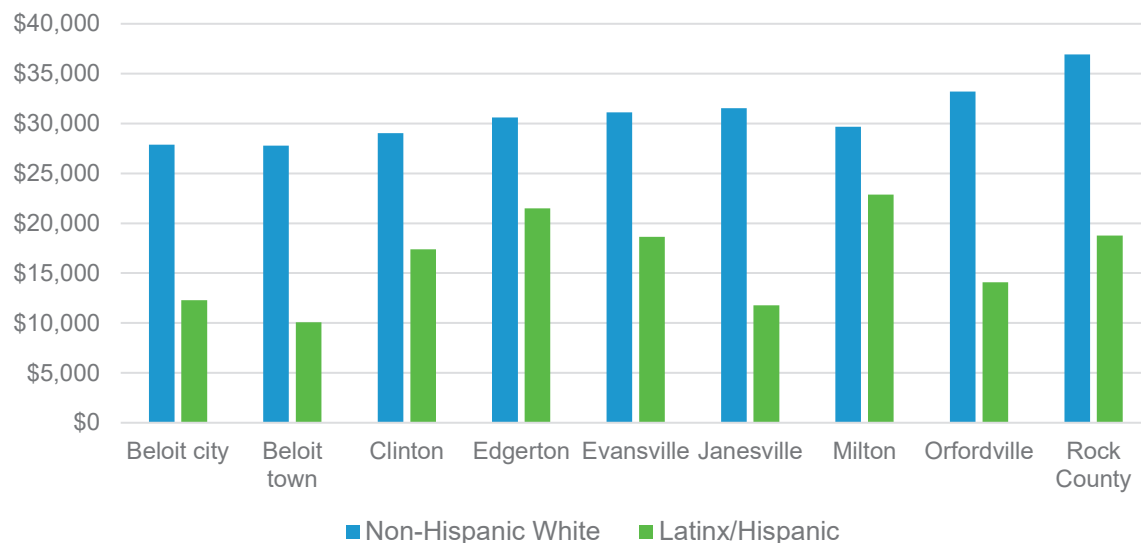
Hispanic students had lower incidence rates than their White peers in Beloit and Janesville (especially in Beloit) but higher incidence rates than their White peers in the smaller school districts (Figure 48).

Figure 48: Incidence rates for Hispanic vs. White students by school district, 2019-2020



**Hispanic residents make significantly less money per person compared to their non-Hispanic White neighbors** (Figure 49). This can be attributed to historic and contemporary inequities and, at the same time, continues to drive disparities in wealth, educational attainment, health, access to resources, etc.

Figure 49: Per capita average annual income, Hispanic vs. White residents (US Census 2019)



### Substance Use

Among Latinos, **alcohol use is common but other drugs are not frequently used, according to the people we spoke with.** There was reportedly a spike in prescription drug use one year, but it may have been how the question was phrased. Also, it is not uncommon for people, especially without health insurance, to share prescription drugs, in which case use was not intended to get high.

There are also cultural differences in how substance use and mental health are viewed and dealt with. An interviewee described how in Latino cultures, there is a mentality of taking care of yourself or God taking care of you. Mental health and addiction are not always taken seriously as a “real” health concern and are barely discussed, especially outside the household. Latino parents felt a strong responsibility for the health and wellbeing of their children and believed it would reflect poorly on them if their child struggled with substance use or mental health issues as if it were their fault.

**Access to care is a major issue. Over 20% of Latinos in Rock County do not have health insurance,** which further limits access to any healthcare services. Moreover, there are **barely any bilingual, bicultural providers in the County** so even if people wanted to seek help, they struggle to find someone they trust and can connect with.

### Alcohol and Opioid Hospitalizations and Deaths

According to WI DHS, there were an average of 2 alcohol-attributable deaths (between 1 and 3) per year among Rock County Hispanic residents between 2014 and 2021. At the County level, Hispanic residents had much lower chronic alcohol inpatient visit rates (183.9 per 100,000) compared to non-Hispanic residents (640.7 per 100,000) (Table 36). At the state level, Hispanic residents have lower alcohol-attributed death rates (30.8 per 100,000) compared to non-Hispanic residents (55.1 per 100,000) even though they were just as likely to binge drink (WI DHS; no data were available at the county level).

Table 36: Alcohol and opioid hospitalization and death rates, 2020

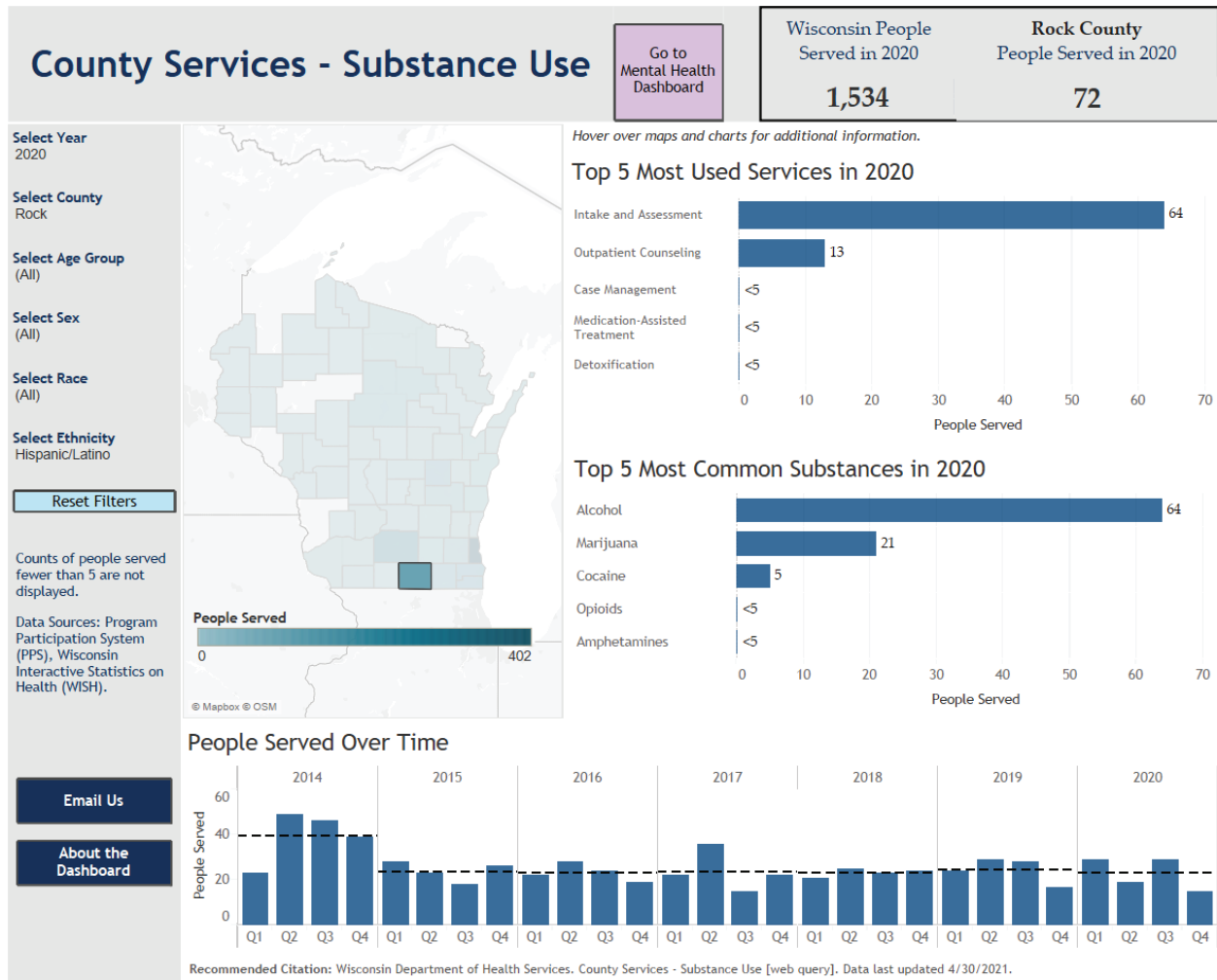
Rates (per 100,000 residents)	Hispanic residents	Non-Hispanic residents
Rock County chronic alcohol inpatient visit rate	183.9	640.7
WI alcohol-attributed death rate	30.8	55.1
WI opioid overdose ER visit rate	45.2	51.4
WI inpatient opioid overdose hospitalization rate	16.1	19.9
WI opioid death rate	18.9	21.2

In terms of opioid overdose hospitalization and death rates, there were no data available for Hispanic residents. At the state level, the rate of all opioid overdose ER visits was slightly lower for Hispanic residents (45.2) than for non-Hispanic residents (51.4) (WI DHS 2020) (Table x). The rate of inpatient opioid overdose hospitalizations (16.1) was also lower for Hispanic residents compared to non-Hispanic residents (19.9). Hispanics in Wisconsin also had lower opioid death rates (18.9 per 100,000) compared to their non-Hispanic neighbors (21.2 per 100,000).

**Service Utilization**

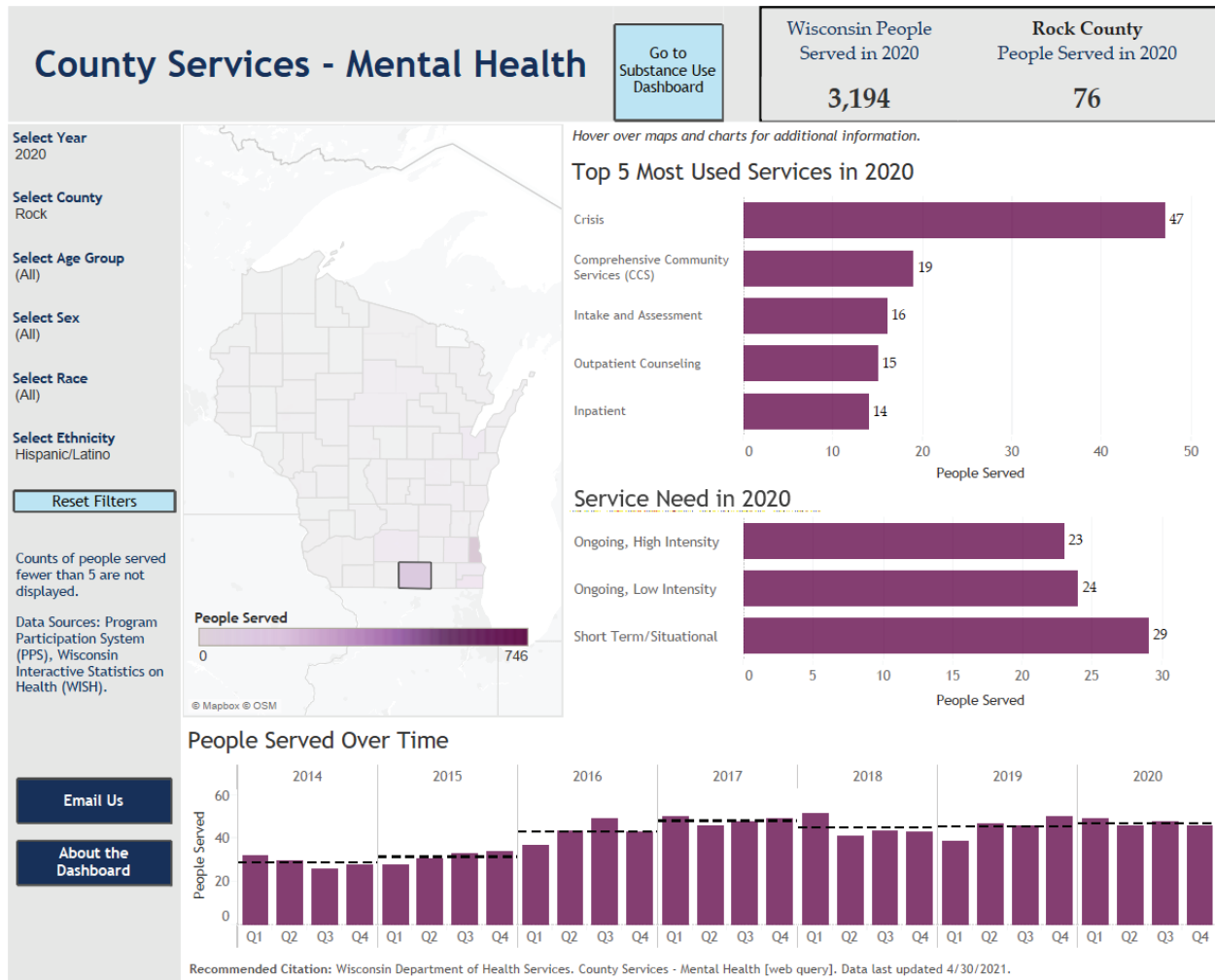
As shown in Figure 50, **Rock County substance use programs served 72 Hispanic residents in 2020, mostly for intake and assessment and for alcohol**, which were also the highest categories among non-Hispanic residents. Fewer than five received case management, MAT, or detoxification services, or were helped with opioid or amphetamine use. Among the 862 residents receiving county services for substance use in 2020, 8.4% (72) Latino/a/x. This means service utilization rate for this group was lower than for non-Hispanic residents because Latinos make up 9.1% of the Rock County population.

Figure 50: County substance use services, Rock County Hispanic residents served (WI DHS)



When it comes to County mental health services, **Rock County served 76 Hispanic residents in 2020, most commonly for crisis services and with short-term, situational needs** (Figure 51). Non-Hispanic residents also received mostly crisis services but their second and third most used services in 2020 were medication management and outpatient counseling. Non-Hispanic residents were also more likely to receive ongoing services than Hispanic residents.

Figure 51: County mental health service use, Black Rock County residents (WI DHS)



### Social Dynamics and Experiences

In Beloit, **members of the Latino community we spoke with shared they feel supported and a sense of community**, in part because of active efforts from certain agencies to assist them. The Latino population has grown and accounts for the second-largest racial/ethnic group in Janesville, but this community did not seem as well-established and connected as the Latino community in Beloit. because of lower numbers and they were underrepresented in this assessment.

In Rock County schools, **Hispanic students had higher rates of poor mental health** than their Asian, Black, and White peers, **a lower rate of a sense of belonging** than Asian and White students. They were also **less likely to have a teacher to talk to** compared to White students. That said, they reported **lower bullying rates** than their Black and White peers.

## Results in Relation to LGBTQ+ Residents

This section is different than the previous two because there are limited official datasets that collect information about people's gender and sexual identities. That said, data from the YRBS and our survey, interviews, and listening sessions offer insights into the experiences and substance use trends among LGBTQ+ residents in Rock County.

Overall, more was learned about LGBTQ+ youth than adults because most of the LGBTQ+ participants were middle or high school students. There were noticeable **variations by municipality in terms of how comfortable youth felt in coming out as LGBTQ+**. Generally, **mental health concerns and substance use rates were higher than average because of additional struggles LGBTQ+ individuals face and fewer protective factors**. Student groups offered a refuge for LGBTQ+ youth who may be in families and communities that are less welcoming. Both LGBTQ+ youth and adults expressed **hesitation towards engaging with mental and physical healthcare providers and systems** because they were unsure if they could appropriately deal with LGBTQ+ clients. This points to the need for **more LGBTQ+ providers and trainings for non-LGBTQ+ providers on culturally competent care**.

### Substance Use

In Evansville, **substance use rates were much higher for LGBTQ+ high schoolers** than for their straight peers, especially for smoking vape, cigarettes, and marijuana. This is worrying, especially since Evansville is considered the most inclusive community in Rock County. Across the County, people expressed concern that LGBTQ youth use more substances due to discrimination and bullying, even though they are more "out" and visible than historically.

### Social Dynamics and Experiences

There was significant variation by municipality in terms of how comfortable youth felt in coming out as LGBTQ+ or simply exploring their gender and sexual identities. On one end of the spectrum, there is Evansville, which is small and progressive, neighboring the liberal Madison. Around 1 in 3 students there identified as LGBTQ+ and there was a strong and open representation of LGBTQ+ adults in public roles. In other municipalities, on the other hand, there was less of an acceptance and openness towards LGBTQ+ individuals, especially in rural, older, more right-wing, and Christian communities but also among Black and Latino residents for religious and cultural reasons. In a recent survey with 525 Janesville residents, the majority believed there was little but not much support for LGBTQ+ youth and that LGBTQ+ youth are not widely accepted in society. Still, every community seemed to have both incidences of discrimination and support communities; even in Evansville, students shared being bullied and targeted for being LGBTQ+ and in the less inclusive places, GSAs offered LGBTQ+ middle and high school students a safe place to be themselves.

YRBS data show that **LGBTQ+ high school students in Rock County felt less of a sense of belonging than their straight, cisgender peers and they were less likely to have a teacher to talk to**. They were **more likely to be bullied at school and/or online and had higher rates of mental health concerns**.

In our small Rock County survey of 23 LGBTQ+ and 13 straight adults, **straight respondents reported better physical and mental health than LGBTQ+ respondents**. Among LGBTQ+ respondents, over 4 in 5 (83%) experienced feeling anxious or nervous in the past year, over half (56%) experienced being unable to concentrate on important tasks, 1 in 3 (33%) felt sad or

hopeless for two weeks or more in a row, and 1 in 7 seriously considered attempting suicide. In all cases, rates for LGBTQ+ respondents were higher than for straight respondents.

Though residents identifying as LGBTQ+ may not openly share their sexual orientation with their provider, **mental health providers and (people at) home were seen as most accepting among our listed options, and the healthcare system was seen as the least accepting or affirming.** Medical professionals, schools, and community events also ranked low. When asked which of the following they had personally experienced due to either their sexual orientation or gender identity, around 5 in 6 had experienced at least one of the negative reactions. The most common responses were discrimination and verbal abuse (over half of the respondents).